

Associate Deans for Research

Friday, July 18, 2014

MEETING MINUTES

In attendance: Jillian Inouye, Andrew Hardin, Jay Shen, Connie Mobley, Shannon Smith, Helga Watkins, Jennifer Keene, Caleen Johnson, Kate Korgan, Tom Piechota, David Paul, Lori Olafson, Zach Miles, and Jill Zimbelman

1. General Announcements/Updates
 - a. CoRE Fellows Update – Jennifer Keene
 - i. CoRE Fellows are having monthly teleconferences over the summer
 - ii. Currently planning events for Fall 2014
 - b. Update on Institute for Quantitative Health Sciences – Tom Piechota
 - i. Currently in negotiations with Director candidate
2. Research Faculty Fellow FY2014-FY2015
 - a. A part/full-time position will be posted in the Division of Research for a Faculty Fellow for FY2014-FY2015
 - b. Please help identify candidates in your College/School
3. Research Integrity Updates (AAALAC, “A” License, and IRBNet) – Lori Olafson
 - a. AAALAC
 - i. UNLV was last awarded full accreditation by the Association for Assessment and Accreditation of Laboratory Animal Care (AAALAC) in November 2011
 - ii. An institution must be re-evaluated every three years in order to maintain accreditation status. The accreditation process includes submission of a detailed program description and a site visit. UNLV’s program description was provided to AAALAC on April 1, 2014 and the site visit occurred on June 20, 2014.
 - iii. The site visitors did not identify any serious deviations that must be corrected to continue full accreditation. However, six *Suggestions for Improvement* (SFIs) were noted.
 - iv. A corrective action plan for each SFI has been proposed to AAALAC
 - v. We anticipate receiving full accreditation in Fall 2014
 - b. “A” License
 - i. Radioactive Material License was upgraded on June 19, 2014 from a Type B broadscope License to a Type A Broadscope License
 - ii. Most universities with moderate to large radioactive material programs hold Type A licenses
 - iii. The former Radiation Safety Advisory Committee (RSAC) has become a Radiation Safety Committee with specific responsibilities defined in a set

of bylaws and supported by the VPRED's office. This committee is chaired by Ralf Sudowe.

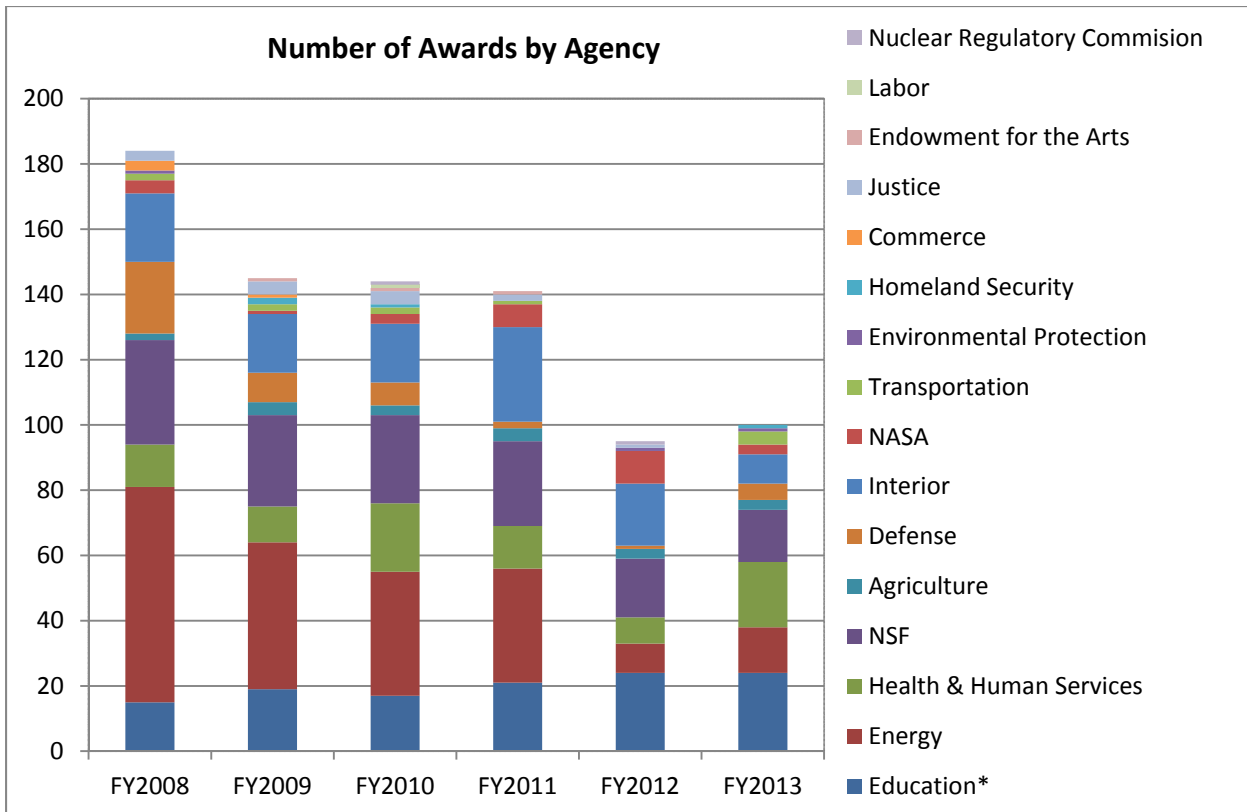
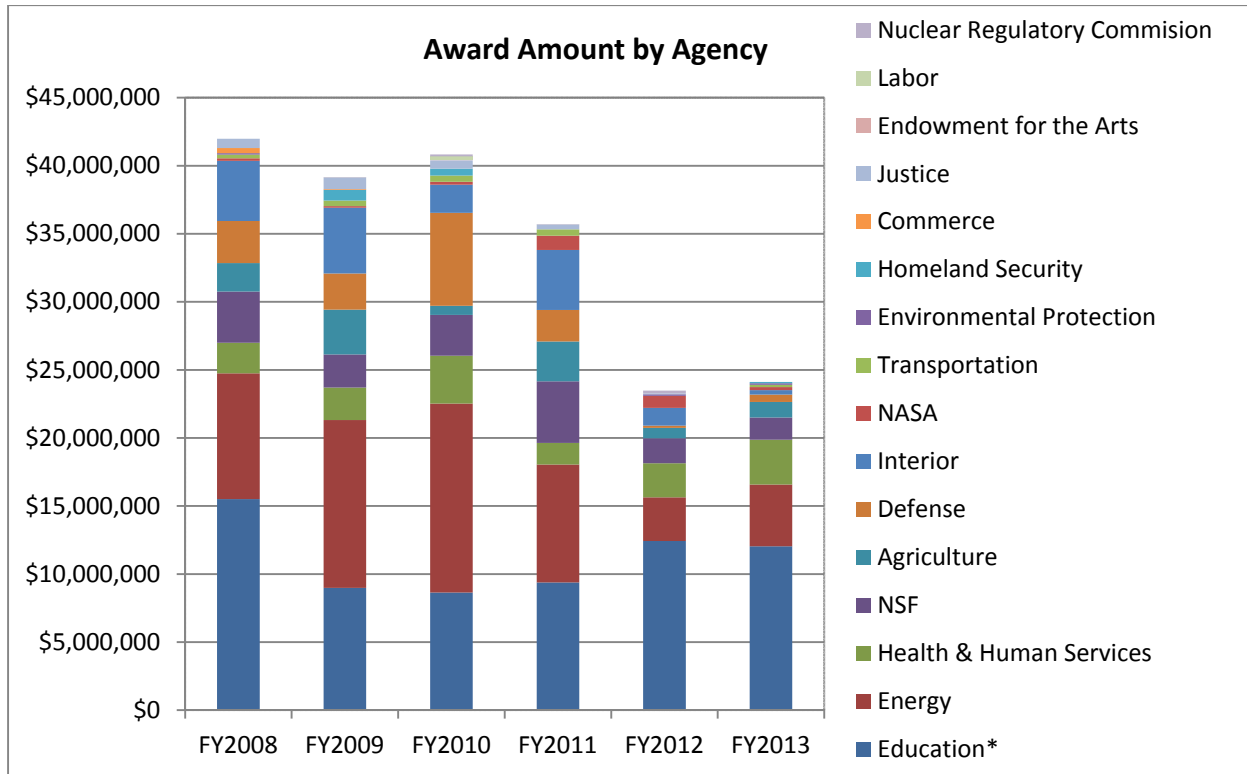
- c. IRBNet
 - i. CyberIRB has been the electronic submission system for human subjects protocols since 2008
 - ii. Given the functionality issues with CyberIRB, this system was never implemented campus-wide. Currently, approximately 56% protocols are submitted using CyberIRB while the remaining 44% are submitted via email.
 - iii. Moving to a new system (IRBNet) will allow transition to a single paperless system that supports IRB, IACUC and IBC and provides upgrades to the users (PIs) and administrators.
 - iv. Transition to the IRBNet will begin in Fall 2014.
- 4. Establishment of Potential Ad Hoc Working Groups
 - a. Working groups will be formed, with participating Associate Deans and Research Council members, to create policies and procedures in the following areas:
 - i. Institutes
 - ii. Core Facilities
 - iii. F&A
 - iv. General Compliance
 - v. Internal/External Collaboration and Partnerships in Research
 - b. Follow-Up regarding this topic/request for volunteers will be on the August agenda
- 5. Research Data (Reports Attached)
- 6. Research Match Update
 - a. Research Match now includes Sponsored Research
- 7. Graduate College Spotlight on Research (Presentation & Handout Attached) – Kate Korgan
- 8. Volunteer for Spotlight on Research
 - a. Thomas Main (Law School) – August

Next Meeting August 22, 2014, 11:30a.m.-1:00p.m., in SEB 2251

Lunch will be provided

UNLV Research Data

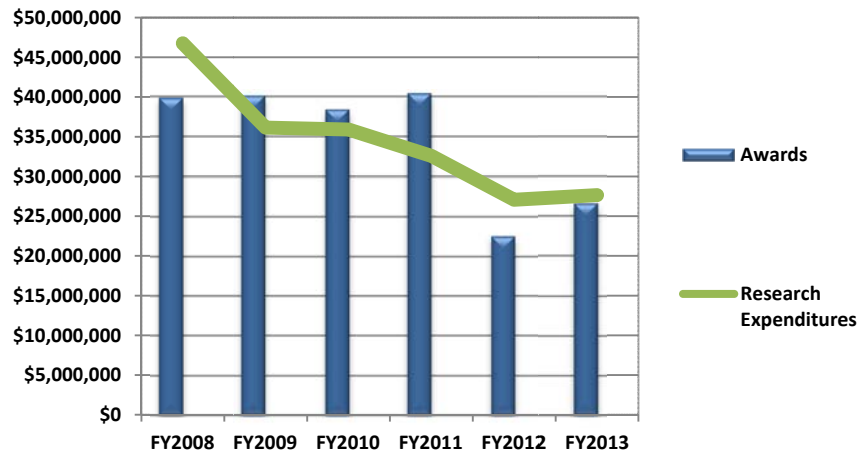
Amount and Number of Awards by Agency for FY08-13



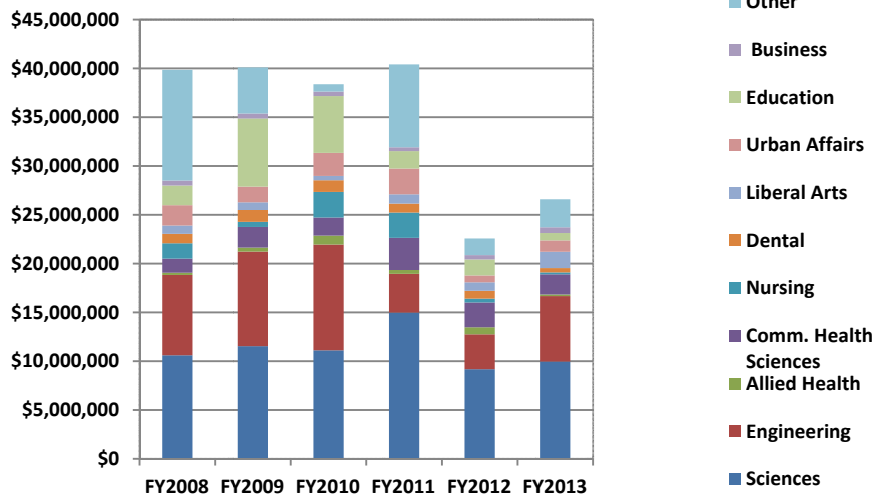
*Removed 3 awards in Student Financial Assistance

Office of Sponsored Programs Data

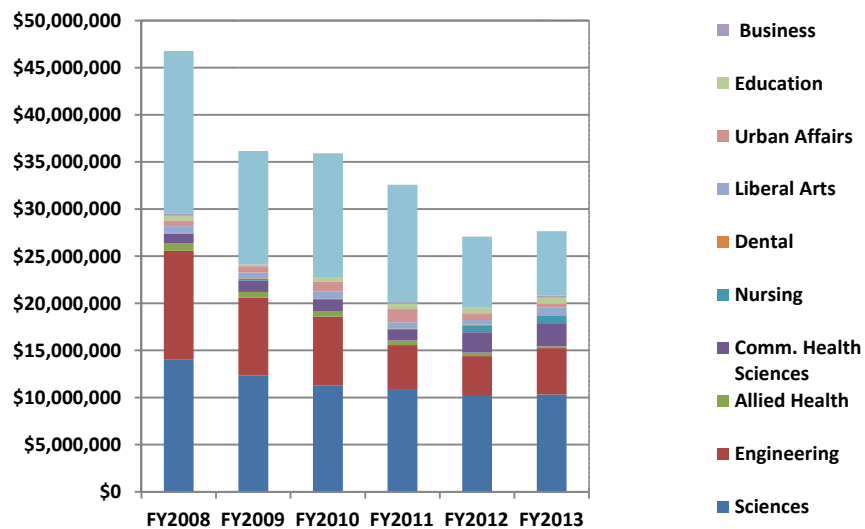
Comparison of Awards and Research Expenses for FY08-FY13



Awards by College for FY08-FY13



Research Expenditures by College for FY08-FY13



Awards and Expenditures for UNLV

Fiscal Year	Awards	Research Expenditures
FY2008	\$39,844,720	\$ 46,765,293
FY2009	\$40,097,479	\$ 36,156,589
FY2010	\$38,381,001	\$ 35,913,552
FY2011	\$40,398,054	\$ 32,581,329
FY2012	\$22,565,629	\$ 27,072,642
FY2013	\$26,585,099	\$ 27,649,163

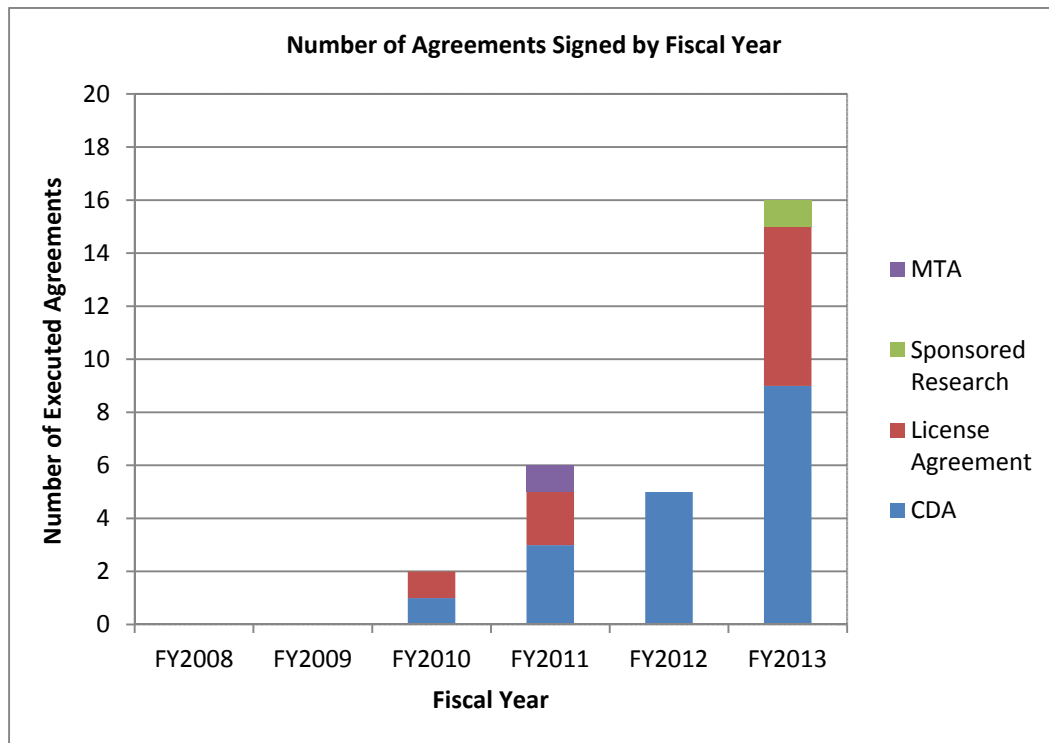
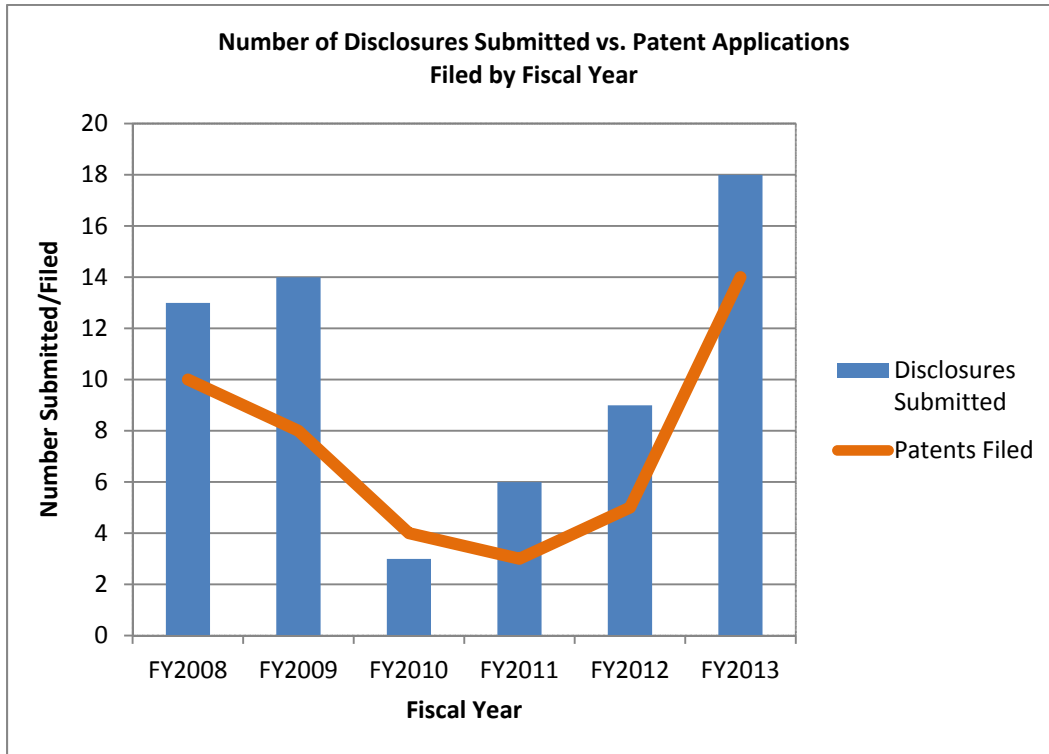
Awards by College

Fiscal Year	Sciences	Engineering	Allied Health	Comm. Health Sciences	Nursing	Dental	Liberal Arts	Urban Affairs	Education	Business	Other	TOTAL
FY2008	\$10,602,548	\$8,223,288	\$232,809	\$1,450,216	\$1,571,085	\$963,777	\$850,308	\$2,089,744	\$2,007,716	\$515,283	\$11,337,946	\$39,844,720
FY2009	\$11,532,593	\$9,692,235	\$414,040	\$2,112,652	\$527,110	\$1,214,778	\$785,433	\$1,604,933	\$6,981,933	\$499,283	\$4,732,489	\$40,097,479
FY2010	\$11,108,674	\$10,830,472	\$928,359	\$1,849,081	\$2,616,321	\$1,204,992	\$448,860	\$2,353,304	\$5,823,168	\$451,837	\$765,933	\$38,381,001
FY2011	\$14,982,879	\$3,969,314	\$394,543	\$3,296,809	\$2,587,824	\$909,284	\$962,091	\$2,631,512	\$1,792,527	\$380,441	\$8,490,830	\$40,398,054
FY2012	\$9,176,634	\$3,579,029	\$710,437	\$2,551,881	\$389,958	\$807,903	\$859,575	\$711,238	\$1,634,610	\$447,725	\$1,696,639	\$22,565,629
FY2013	\$9,969,716	\$6,698,306	\$160,179	\$2,078,030	\$186,719	\$440,612	\$1,681,012	\$1,164,958	\$749,091	\$591,527	\$2,864,949	\$26,585,099

Expenditures by College

Fiscal Year	Sciences	Engineering	Allied Health	Comm. Health Sciences	Nursing	Dental	Liberal Arts	Urban Affairs	Education	Business	Other	TOTAL
FY2008	\$14,015,618	\$11,557,613	\$807,281	\$982,652	\$59,740	\$42,774	\$713,110	\$613,119	\$496,429	\$250,341	\$17,226,616	\$46,765,293
FY2009	\$12,363,524	\$8,222,545	\$612,848	\$1,219,313	\$186,867	\$48,883	\$601,918	\$674,480	\$172,376	\$36,085	\$12,017,750	\$36,156,589
FY2010	\$11,273,378	\$7,316,195	\$576,437	\$1,182,741	\$152,535	\$28,203	\$720,363	\$1,071,086	\$352,698	\$38,100	\$13,201,816	\$35,913,552
FY2011	\$10,804,290	\$4,764,989	\$480,952	\$1,113,993	\$136,982	\$31,493	\$638,380	\$1,408,006	\$620,456	\$113,381	\$12,468,407	\$32,581,329
FY2012	\$10,163,069	\$4,232,520	\$365,828	\$2,161,729	\$752,086	\$61,990	\$481,666	\$716,357	\$526,313	\$80,995	\$7,530,089	\$27,072,642
FY2013	\$10,322,699	\$4,923,253	\$190,454	\$2,447,269	\$803,408	\$63,976	\$786,938	\$384,462	\$667,299	\$222,602	\$6,836,803	\$27,649,163

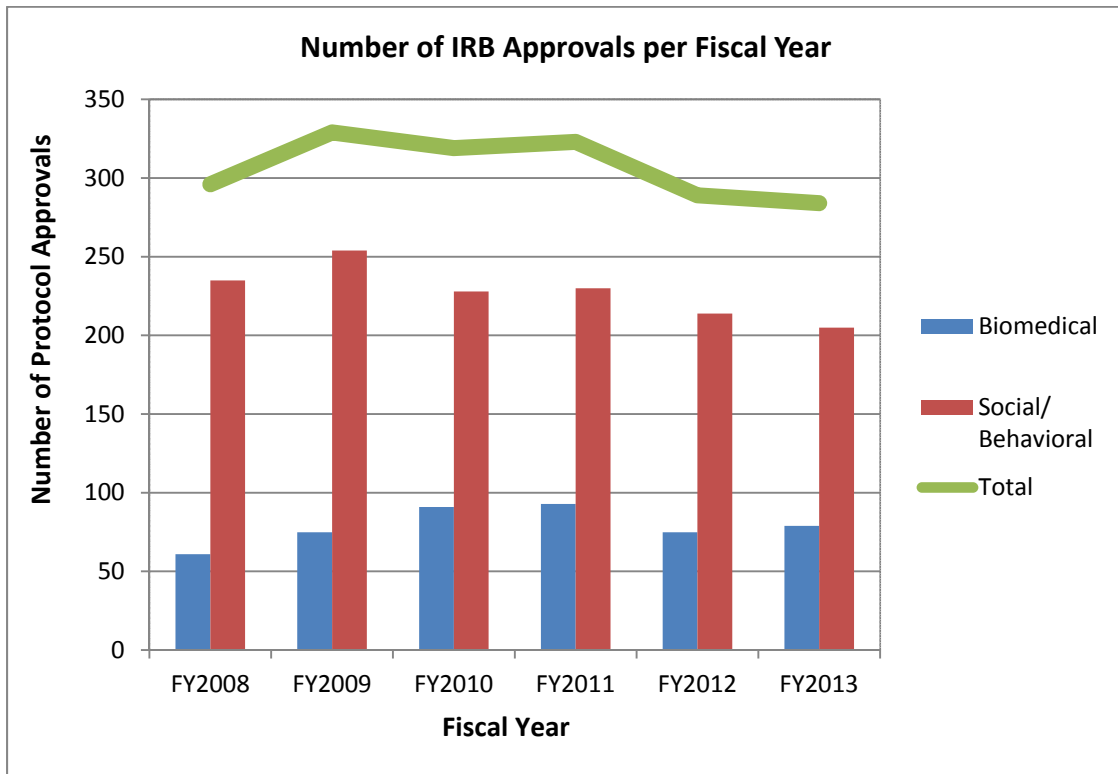
Office of Technology Transfer Data for FY2008-2013



Fiscal Year	Disclosures Submitted	Patents Filed
FY2008	13	10
FY2009	14	8
FY2010	3	4
FY2011	6	3
FY2012	9	5
FY2013	18	14

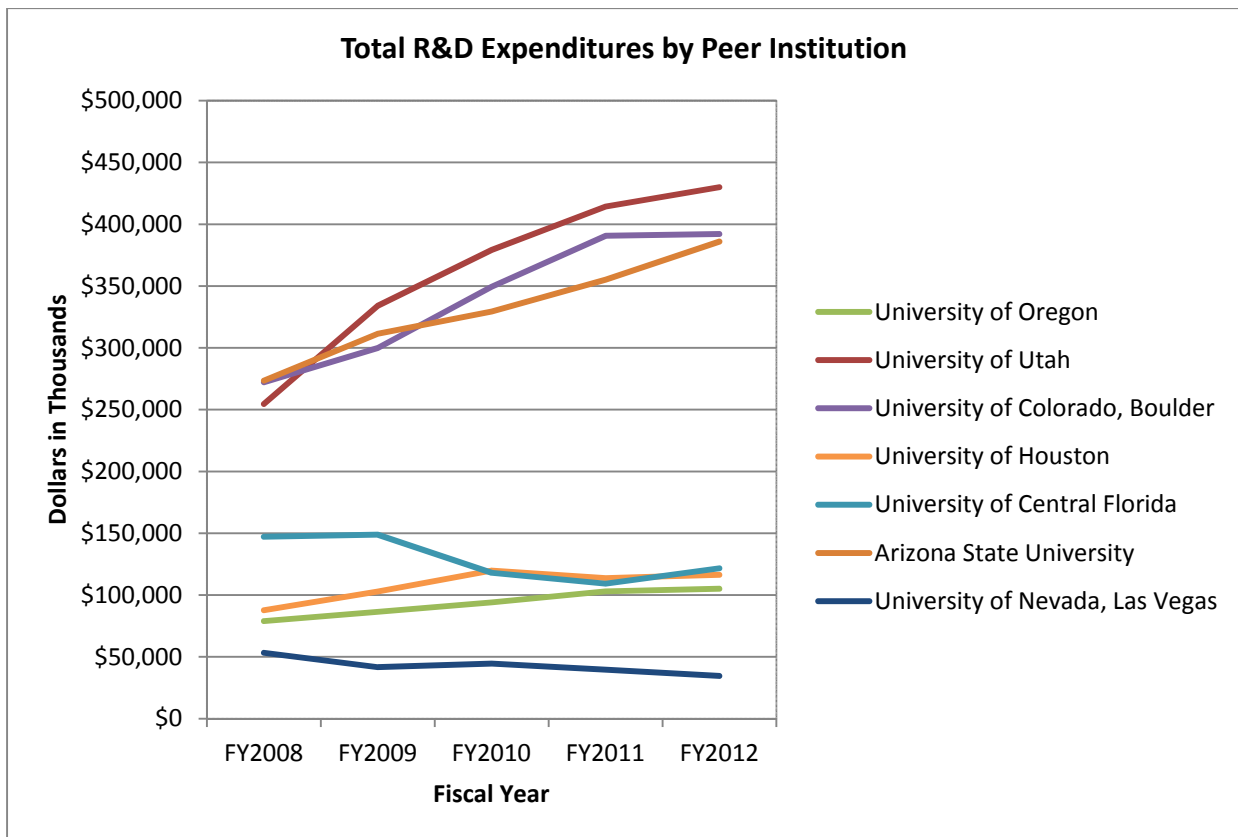
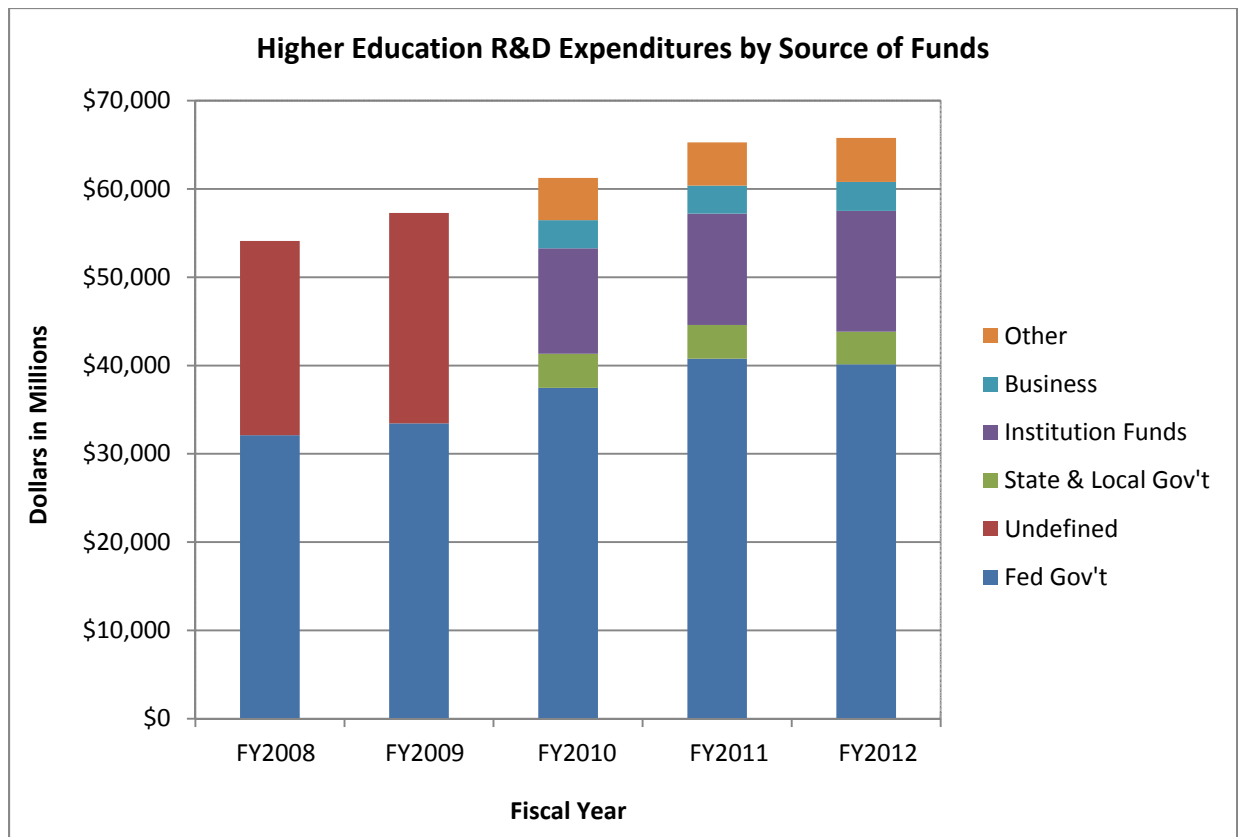
Fiscal Year	CDA	License Agreement	Sponsored Research	MTA
FY2008	0	0	0	0
FY2009	0	0	0	0
FY2010	1	1	0	0
FY2011	3	2	0	1
FY2012	5	0	0	0
FY2013	9	6	1	0

Office of Research Integrity Data for FY2008-FY2013



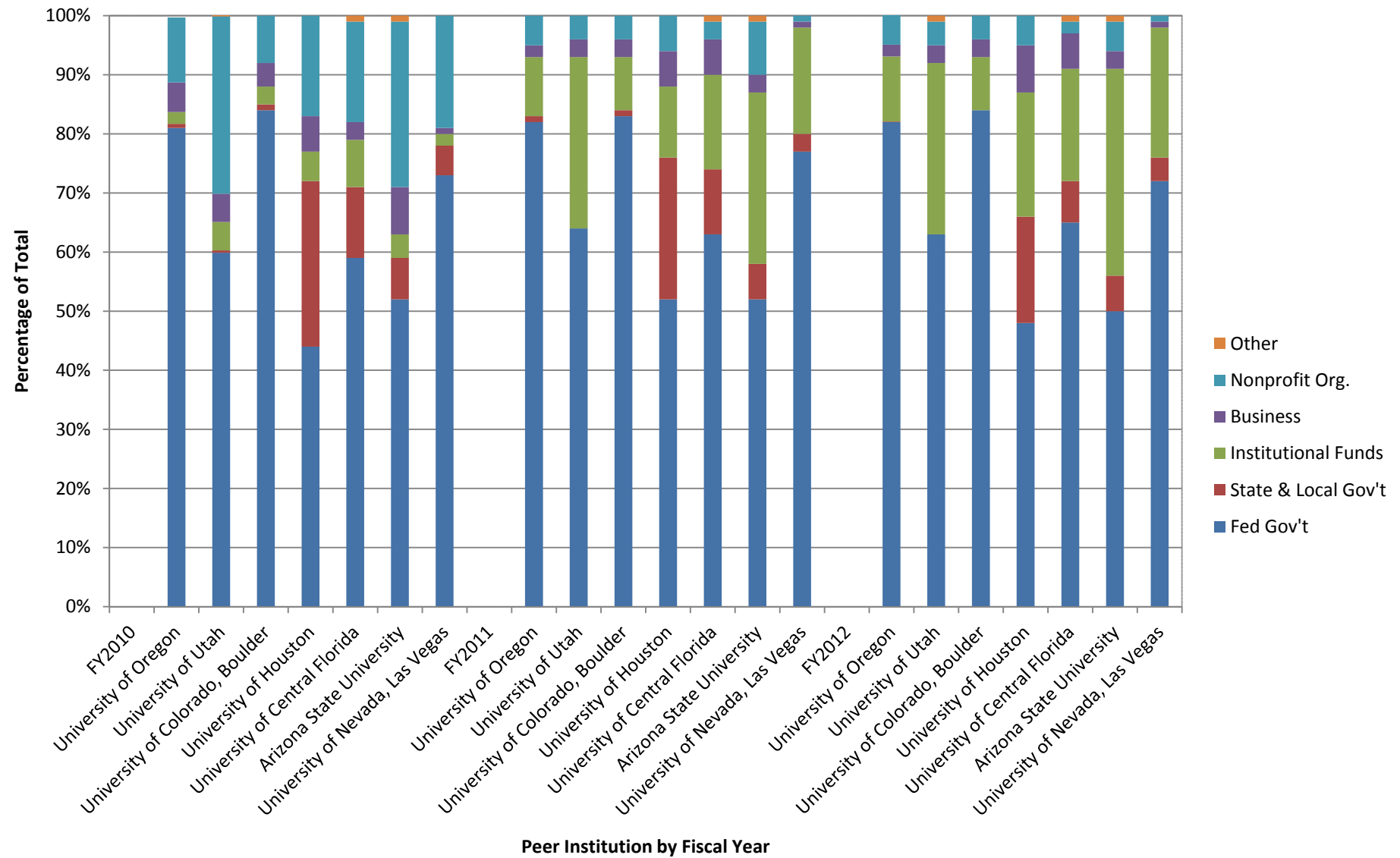
Fiscal Year	Type	Full Board	Expedited	Exempt	Excluded	Total	Total
FY08	BM	4	37	20	0	61	296
	SB	17	137	80	1	235	
FY09	BM	12	35	21	7	75	329
	SB	8	129	107	10	254	
FY10	BM	10	53	23	5	91	319
	SB	3	87	110	28	228	
FY11	BM	3	45	33	12	93	323
	SB	1	102	100	27	230	
FY12	BM	4	34	24	13	75	289
	SB	6	110	74	24	214	
FY13	BM	8	33	25	13	79	284
	SB	3	65	116	21	205	

National and Peer Institution Research Data



*National Science Foundation, Higher Education Research and Development Surveys FY2010-FY2012

Total R&D Expenditures by Source & Institution for FY2010-FY2012



*National Science Foundation, Higher Education Research and Development Surveys FY2010-FY2012

2012 NSF Total R&D Expenditures National Rankings* (* \$120M is 137th ranking)

	<u>Utah</u>	<u>Colorado</u>	<u>ASU</u>	<u>Oregon</u>	<u>UNR</u>	<u>UNLV</u>
All R&D	50	55	58	144	156	223
All Federal	45	<u>35</u>	66	122	149	<u>203</u>
State/Local Gov't	234	249	<u>45</u>	293	179	235
Institutional	<u>30</u>	120	<u>24</u>	189	145	220
Private Sector	69	78	67	202	204	<u>291</u>
Nonprofits	70	71	61	128	209	<u>353</u>

2012 NSF R&D Expenditures by Funding Category (percent)

	<u>Federal</u>	<u>State/Local</u>	<u>Institutional</u>	<u>Private</u>	<u>Nonprofit</u>
National Average	61.0	5.6	20.8	5.0	6.1
Utah	63.5	0.3	28.7	3.1	3.7
Colorado	84.1	0.3	8.5	2.9	4.0
ASU	50.4	5.7	34.9	3.5	4.9
Oregon	82.2	0.6	11.1	1.5	4.5
UNR	64.6	2.9	28.8	1.8	1.6
UNLV	<u>72.7</u>	<u>3.7</u>	21.6	<u>1.2</u>	<u>0.9</u>

2012 Federal R&D Expenditures by Agency (percent)

	<u>HHS</u>	<u>NSF</u>	<u>DOD</u>	<u>DOE</u>	<u>NASA</u>	<u>USDA</u>
National Average	54.6	13.1	12.2	4.8	3.3	2.7
Utah	<u>68.9</u>	10.4	5.4	11.4	0.7	0.1
Colorado	17.4	22.1	7.0	5.6	<u>30.3</u>	0.2
ASU	27.5	25.2	17.8	9.2	10.2	0.9
Oregon	34.6	22.4	14.7	5.7	0.15	0.7
UNR	30.8	14.1	5.7	<u>21.8</u>	1.3	<u>6.7</u>
UNLV	<u>9.9</u>	15.6	4.8	<u>48.8</u>	3.7	1.1



Associate Deans for Research Meeting

A Report from the Graduate College

Kendall Hartley, Associate Dean
Kate Hausbeck Korgan, Dean

July 18th, 2014



GC Mission: To Provide Strong Central Leadership to

- ... build & develop outstanding graduate programs
- ... extend a world class educational experience to undergrads & grads
- ... ensure the consistent and fair application of standards & policies
- ... support graduate faculty scholarship & mentorship
- ... cultivate a campus environment in which the highest quality graduate scholarship & research thrive

UNLV Graduate College: Excellence, Equity, Diversity, Opportunity, and Impact

Graduate Education at UNLV

- * More than 130 graduate programs; 38 doctoral degree programs
- * Top ranked programs; competitive admissions
- * Approximately 5,000 graduate/professional students
- * First Master's graduates from College of Ed in 1967
- * 1994: Comprehensive Master's Granting Institution
- * 2014: Research High Institution (20+ Doctoral Programs)
- * 2034: Research Very High Institution or "Tier One"

UNLV Graduate College: Excellence, Equity, Diversity, Opportunity, and Impact

From Research to Provost's Office: Transition Report

- ✦ Move lines, accounts, positions, org chart
- ✦ Staffing & Hiring
 - New Business Manager - Brianne Heinle
 - Replacement GA Coordinator - Sierra Sammons
 - Replacement Admissions & Records Analyst - Allison Diehl
 - Replacement Associate Dean - Kendall Hartley

UNLV Graduate College: Excellence, Equity, Diversity, Opportunity, and Impact

Select Year One Projects

- * Doctoral Graduate Research Assistants Awarded: General & CoRE
- * UNLV Foundation: Graduate College Development Efforts
- * Graduate Faculty Leaving Checklist
- * Grad Scholars & Scientists Event, TEDx, AGF Mtgs.
- * Implemented Mandatory Graduate Health Insurance
- * Strategic Planning

UNLV Graduate College: Excellence, Equity, Diversity, Opportunity, and Impact

Strategic Planning Process & Timeline

Fall 2013: Campus Wide Planning & Data Distribution

Spring 2014: Program Meetings & Data Gathering

Summer 2014: Report Development

Fall 2015: Begin Implementation

UNLV Graduate College: Excellence, Equity, Diversity, Opportunity, and Impact

Strategic Planning: Early Take-Aways: GA Funding, Recruitment, Systems/Support

- * Graduate Student Funding Crisis
- * Graduate Recruitment Crisis
- * Clunky Electronic Systems & Data Challenges
- * Need Clear Communication & Direct Support

UNLV Graduate College: Excellence, Equity, Diversity, Opportunity, and Impact

Looking Forward: RECRUITMENT

- * New Formula & Tier One = New Emphasis on GEM
- * New Grad Recruitment Model approved in June 2014
- * Summer Regional Recruitment Push & Application Deadline: 8/1
- * Graduate Recruitment Plans in Fall '14 for Fall '15 Impact
- * Grad R2PC & GEM
- * Introducing the **REBEL** Model of GEM

UNLV Graduate College: Excellence, Equity, Diversity, Opportunity, and Impact

Looking Forward RECRUITMENT *continued*

GRAD **R.E.B.E.L.** CAMPAIGN, 2014-2015

R.ecruit
E.ngage
B.uild
E.levate
L.ink/Like/Leverage

UNLV Graduate College: Excellence, Equity, Diversity, Opportunity, and Impact

Looking Forward: GA Costs

- * See Handout for Current & Possible Future Budgetary Needs
- * New State Support for GAs in Tier One Proposal
- * Especially need STEM Stipends, More GAs, Summers, and 100% Fees
- * New Options: CGRAs & TOGAs....Suggestions?

UNLV Graduate College: Excellence, Equity, Diversity, Opportunity, and Impact

Looking Forward: SYSTEMS & SUPPORT

- * Leaving Hobsons AY; New Application System
- * New Salesforce CRM & Service Modules
- * Building Grad Degree Audit in PS
- * New Data Management Tools (MyUNLV Analytics, Tableau, Q360)
- * Requests for New Staff Support in GC
- * New Graduate Coordinator Program

UNLV Graduate College: Excellence, Equity, Diversity, Opportunity, and Impact

Looking Forward: Projects-in-Process

- * GA Parental Leave Program (for birth and/or adoption)
 - Up to 6 weeks paid leave for mothers and/or fathers
 - GC will pay for GA replacement for up to 6 weeks
 - Up to an additional 6 weeks unpaid leave per UNLV policy
- * New Graduate Handbook Process (vetted by GC & OGC)
 - In-process; due in January, 2015
 - Link to unit website, GC website, and Grad Catalog
 - Annual updates
- * New **REBEL** Grad Slam:
 - First Week of Nov; Compliments Spring Research Forum

UNLV Graduate College: Excellence, Equity, Diversity, Opportunity, and Impact

On the Horizon: Graduate College Tier One Goals

- * Strategically expand doctoral programs, and integrate w/ new UNLV Medical School: Re-examine our degree models
- * Enhance excellence via outstanding faculty hires
- * Double our number of annual research doctoral graduates
- * Increase funding for graduate students to improve recruitment, retention, and time to degree

UNLV Graduate College: Excellence, Equity, Diversity, Opportunity, and Impact



Thank You for Supporting Graduate Education

We Look Forward to Working
with You in the Year Ahead

UNLV Graduate College: Excellence, Equity, Diversity, Opportunity, and Impact

GA EXPENDITURE DATA

Fiscal Year	SF Stipend	SF Insurance	SF Tuition
FY 12	\$7,646,354.00	\$445,500.00	\$2,000,997.00
FY 13	\$8,567,240.00	\$444,500.00	\$2,145,743.00
FY 14	\$8,571,108.00	\$505,000.00	\$2,009,537.00

Fiscal Year	EF Stipend	EF Insurance	EF Tuition
FY 12	\$2,739,804.00	\$228,046.00	\$1,028,847.00
FY 13	\$2,784,066.00	\$254,692.00	\$1,074,068.00
FY 14	\$3,743,747.00	\$368,996.00	\$1,120,954.00