

Meeting Minutes
Associate Deans for Research

Friday, April 17, 2015, 9:00-10:30 a.m.
SEB 2251

In Attendance: Jillian Inouye, Jay Shen, Shannon Smith, Andrew Hanson, Jennifer Keene, Annette Day, Javier Rodriguez, Tara Emmers-Sommer, Tom Piechota, Zach Miles, Lori Olafson, Stan Smith, Sue DiBella, Caleen Johnson, and Jill Zimbelman.

1. General Announcements/Updates – Stan Smith
 - a. CoRE Update – Jennifer Keene
 - i. CoRE fellows met with the Top Tier consultants, participated in a new faculty mentoring session on interdisciplinary research, participated in and met with Ross Hammond who came to UNLV to talk about Complex System Science, planning/participating in the Gala, and have been keeping up with their various individual area projects
 - b. 2015 Faculty Opportunity Awards (handouts)
 - i. Recipients were announced on April 6th
 - ii. 44 proposals were submitted and 20 awards were funded: 12 are Individual Investigator Awards, 1 is an Innovation Technology Award, 7 are Collaborative Interdisciplinary Research Awards (6 Emerging Area Seed Grants and 1 Center of Excellence Challenge Grant)
 - iii. Approximately \$500,000 was awarded total
2. Quarterly Research Reports (handouts)
 - a. Sponsored Programs – Stan Smith
 - b. Research Integrity – Lori Olafson
 - c. Economic Development – Zach Miles
 - i. Will provide a breakdown of research invention disclosures by school/college
3. IRBNet Feedback – Lori Olafson
 - a. Overall, IRBNet has been well received by campus
 - b. If you receive any feedback from your PIs, please direct them to Research Integrity
4. UNLV Research Innovators Videos – Tom Piechota
 - a. Link to the Research and Economic Development YouTube channel:
https://www.youtube.com/channel/UCnJsOog81VU3lA_iwoPYR9A
 - b. Upcoming videos:
 - i. Brian Villmoare (Jawbone Discovery)
 - ii. David Hatchett (Rare Earth Elements/Radiochemistry)
 - iii. Ramona Brinson-Denby (Harry Reid Silver State Research Award)

5. Spotlight on Research – Annette Day (presentation)
 - a. University Libraries & Research Data Management
6. Volunteer for Spotlight on Research
 - a. May 15 – Tara Emmers-Sommer
 - i. Ramona Denby-Brinson, 2015 Harry Reid Silver State Research Award Winner
 - b. June 19 – Tentative: Jennifer Keene
 - i. College of Liberal Arts

Upcoming Meetings & Events

April 28 – Academic Achievement Awards Ceremony & Gala, SU 208 & Ballroom

May 01 – Centers/Institutes Working Group, 3rd Brown Bag, SRWC 1020

Next Associate Deans for Research Meeting:

Friday, May 15, 2015, 9:00-10:30 a.m. in SEB 2251

The Offices of the President and the Vice President for Research and Economic Development are pleased to announce the recipients of the 2015 Faculty Opportunity Awards, which total approximately \$500,000.

The Faculty Opportunity Awards, which were created in 2012, were designed to support faculty research with potential for continued external funding and to provide financial support needed to complete significant scholarly/creative works.

This year, a total of 44 proposals were submitted to this highly competitive awards program in three categories: Individual Investigator Award, Innovation/Technology Award, and Collaborative Interdisciplinary Research Award. Faculty-led review panels made recommendations to the Vice President for Research and Economic Development, the Associate Vice President for Research, Research Division Faculty Fellow, members of the CoRE Council, the Chair of the Research Council, and the President. A total of 20 awards will be funded: Twelve are Individual Investigator Awards, 1 Innovation Technology Award, and 7 Collaborative Interdisciplinary Research Award (6 Emerging Area Seed Grants and 1 Center of Excellence Challenge Grant). Congratulations to the recipients, who are listed below.

INDIVIDUAL INVESTIGATOR AWARDS

"Neighborhood Resiliency in West Las Vegas: A Case-Study of Community Engagement, Collective Efficacy, and Neighborhood Attachment" (\$20,000)

Christie Batson, Department of Sociology

"Traveling Blackness: Race, Gender, and Citizenship in the African Diaspora" (\$11,961)

Manoucheka Celeste, Interdisciplinary Degree Programs/Afro American Studies

"Obesity and Gait: A Dynamical Systems Perspective of Osteoarthritis Risk in Young Healthy Adults" (\$19,992)

Julia Freedman Silvernail, Department of Kinesiology and Nutrition Sciences

"Baroque Performance Practice: An Intensive Study of the Baroque Flute and Historical Performance" (\$18,000)

Jennifer Grim, Department of Music

"Understanding Differences in Healthcare Access and Quality by Insurance Type" (\$12,097)

Amanda Haboush, Nevada Institute for Children's Research and Policy

"A new class of designs: An orthogonal array composite design, with applications to biomedical research and fuel alternatives" (\$15,864)

Jessica Jaynes, Department of Mathematics

"Legislative Institutions and Party Policy Positions in Parliamentary Systems" (\$20,000)

Christian Jensen, Department of Political Science

"Radiobiological Determination of Dose Escalation and Normal Tissue Toxicity in Stereotactic Body Radiation Therapy for the Treatment of Multiple Metastases" (\$20,000)

Yu Kuang, Department of Health Physics

"Novel Nanomaterials for Water Purification using Solar Thermal Energy" (\$20,000)

Jaeyun Moon, Department of Mechanical Engineering,

"Establishing a Vertebrate Model for Eye Regeneration" (\$20,000)

Ai-Sun Tseng, School of Life Sciences

"Comparative Genomic Analysis of Paenibacillus larvae phages" (\$20,000)

Philippos Tsourkas, School of Life Sciences

"Towards a better understanding of magmatic processes on Mercury using aubrite meteorites" (\$19,500)

Arya Udry, Department of Geoscience,

INNOVATION TECHNOLOGY AWARD

"Synthesis of Novel Gamma-aminophosphonate for Pharmaceuticals" (\$20,000)

Jun Yong Kang, Department of Chemistry and Biochemistry

COLLABORATIVE INTERDISCIPLINARY RESEARCH AWARDS - EMERGING AREAS SEED GRANTS

"Development of Novel Neutron-Photon Tomography Method at the UNLV Particle Accelerator Facility" (\$29,911)

Alexander Barzilov, Department of Mechanical Engineering

Emma Regentova, Department of Electrical and Computer Engineering

"Gender, Judging, and Deportation: The Immigration Appeals Database Pilot Study" (\$29,959)

Rebecca Gill, Department of Political Science

Michael Kagan, William S. Boyd College of Law

Fatma Marouf, William S. Boyd College of Law

"Synthesis and Characterization of Catalysts for the Electrochemical Conversion of Carbon Dioxide to Liquid Fuels" (\$29,556)

David Hatchett, Department of Chemistry and Biochemistry

Clemens Heske, Department of Chemistry and Biochemistry

Paul Forster, Department of Chemistry and Biochemistry

Balakrishnan Naduvalath, Department of Chemistry and Biochemistry

Laszlo Nemeth, Department of Chemistry and Biochemistry

"Teaching Walton's Argumentation Schemes to Middle and High School Students in Science and Language Arts" (\$29,908)

Michael Nussbaum, Department of Educational Psychology & Higher Education

CarolAnne Kardash, Department of Educational Psychology & Higher Education
David Vallett, Department of Teaching & Learning
Chyllis Scott, Department of Teaching & Learning
Ian Dove, Department of Philosophy
Margarita Huerta, Department of Educational & Clinical Studies
Nicole Klimow, Secondary English and Language Development Coordinator, Clark County
School District

"Transcranial Direct Current Stimulation to Improve Gait Function in Parkinson's Disease"
(\$30,000)

Brach Poston, Department of Kinesiology and Nutrition Science, and Merrill Landers, School of
Allied Health Sciences

"Nanoantenna-enhanced Super-hydrophobic Surface enabled Fluorescence Spectroscopy"
(\$30,000)

Hui Zhao, Department of Mechanical Engineering
Kwang Kim, Department of Mechanical Engineering
Changchun Liu, Department of Mechanical Engineering and Applied Mechanics, University of
Pennsylvania,

**COLLABORATIVE INTERDISCIPLINARY RESEARCH AWARDS - CENTER OF
EXCELLENCE CHALLENGE GRANT**

"Center for Excellence in Soft Robotics" (\$100,000)

Kwang Kim, Paul Oh, Department of Mechanical Engineering

2015 Faculty Opportunity Awards	College Breakdown	Total Funded = 20	Total Amount Funded = \$516,248
Individual Investigator	Allied Health Sciences (2) Community Health Sciences (1) Engineering (1) Fine Arts (1) Liberal Arts (3) Sciences (4)	12	\$216,914
Individual/Technology Development	Sciences (1)	1	\$20,000
Collaborative: Emerging Areas	Allied Health Sciences (1) *1 Education (1) *3 Engineering (2) *2 Law *2 Liberal Arts (1) *2 Sciences (1) *4	6	\$179,334
Collaborative: Center of Excellence	Engineering (1)	1	\$100,000

Note: Numbers in parenthesis indicate lead PI's assigned college
Numbers marked with a star indicate Co-PI's assigned college for collaborative awards

4/10/2015	FY 2014 3rd Quarter Proposals - 1M+							
Proposal #	Date	PI Name	Coll	Center	Project Title	Agency	Total	Proposal Status
70914411	2/10/2014	Zhao, Yusheng	SCI	High Pressure Sci & Eng Center	Energy, Environment and Earth Materials at Extreme Conditions	U.S. Department of Energy	19,988,553	Rejected
01014381	1/21/2014	Czerwinski, Kenneth	MSM	Harry Reid Center	Center for Radioelement Materials Innovation (CRMI): Integrating Computation, Synthesis and Characterization	U.S. Department of Energy	19,549,621	Rejected
70114457	2/26/2014	Gibbs, Allen	SCI	School of Life Sciences	COBRE in Cellular Responses to Stress	National Institutes of Health	10,990,753	Submitted
71914357	1/10/2014	Chen, Yitong	EGR	Center for Energy Research	Science on New Materials Compatible With Solar Thermal Energy Applications	University of Arizona - FPT	3,060,000	Submitted
99014405	1/13/2014	Piechota, Thomas	VPRED	VP for Resrch & Economic Dev	Institute for Quantitative Health Sciences - Knowledge Fund	Governor's Office of Economic Development	2,500,000	Awarded
70214422	2/5/2014	Zhang, Hui	SCI	Chemistry & Biochemistry	Novel Epigenetic Network Regulating Pluripotent Stem Cells and Cancers	National Institutes of Health	1,882,051	Submitted
70114361	1/7/2014	Schiller, Martin	SCI	School of Life Sciences	Damaging the Integrated HIV Proviral DNA With TALENS	National Institutes of Health	1,843,750	Submitted
71414367	1/14/2014	Sanders, Charlotta	EGR	Mechanical Engineering	Students That Come From Vegas, STAY in Vegas to Succeed (STAY)	National Science Foundation	1,511,506	Rejected
50114465	3/11/2014	Inouye, Jillian	DHS	School of Nursing	Center for Biobehavioral, Interprofessional, Technology Enhanced Self-Management (C-BITS)	National Institutes of Health	1,498,242	Submitted
70914412	2/10/2014	Zhao, Yusheng	SCI	High Pressure Sci & Eng Center	MRI Consortium: Development of Tri-Axial/Six-Cylinder Press for Large Volume High Pressure Neutron Experiments	U.S. Department of Energy	1,332,460	Submitted
32414468	3/14/2014	Shih, Jeffrey	EDU	Ctr for Math, Sci & Eng Edu	The Inclusive and Informal STEM Elementary	Clark County School District-FPT	1,284,384	Submitted
50514449	3/4/2014	Cerefice, Gary	DHS	Health Physics and Diag Sci	The Center for Advanced Thorium Energy	University of Utah	1,250,031	Submitted
71414359	1/13/2014	Kim, Kwang	EGR	Mechanical Engineering	Center for Advanced Thorium Energy	University of Utah	1,250,000	Submitted
32414453	3/5/2014	Deniz, Hasan	EDU	Ctr for Math, Sci & Eng Edu	UNLV Robert Noyce Scholars Program	National Science Foundation	1,198,511	Rejected
32014437	2/21/2014	Morgan, Joseph	EDU	Educational & Clinical Studies	Project CULTURED	U.S. Department of Education	1,058,485	Submitted
50114388	1/27/2014	Leonard, Bruce	DHS	School of Nursing	Innovative Teaching Program to Improve Competencies in Behavioral Mental Health	Health Resources & Services Admin.	1,057,884	Rejected
FY 2015 3rd Quarter Proposals - 1M+								
50515373	2/10/2015	Cucinotta, Francis	DHS	Health Physics and Diag Sci	Center for Space Radiation Health Research & Technology Department	National Aeronautics and Space Administration	4,774,945	Submitted
99315327	1/16/2015	Schiller, Martin	VPRED	NV Inst Personalized Medicine	Preclinical Testing of HIV Provirus Damage to Eradicate Latency	Bill and Melinda Gates Foundation	2,200,000	Submitted
50915388	2/19/2015	Hughes, Cody	DHS	School of Dental Medicine	PEDO HIPSters Training Program: Improving Access to Oral Healthcare	Health Resources & Services Admin.	2,123,538	Submitted
90115356	1/29/2015	Sullivan, William	VPSA	Academic Enrichment	UNLV STEM - Health Sciences TRIO Student Support Services Project	U.S. Department of Education	2,034,890	Submitted
70115396	2/5/2015	Tseng, Ai-Sun Kelly	SCI	School of Life Sciences	Defining the Initial Steps for Tissue Regeneration	National Institutes of Health	1,810,258	Submitted
90115357	1/29/2015	Sullivan, William	VPSA	Academic Enrichment	UNLV Regular TRIO Student Support Services Project	U.S. Department of Education	1,658,150	Submitted
71915444	3/12/2015	Boehm, Robert	EGR	Center for Energy Research	Field Failure/Degradation Prediction Correlation with Accelerated Lifetime Tests and Models	U.S. Department of Energy	1,482,179	Submitted
90115358	1/30/2015	Sullivan, William	VPSA	Academic Enrichment	UNLV Teacher Preparation TRIO Student Support Services Project	U.S. Department of Education	1,100,000	Submitted

M E M O R A N D U M

TO: Tom Piechota & Stan Smith
FROM: David Paul
DATE: 4/14/2015
SUBJECT: FY15 3rd Quarter Status of Sponsored Program Activity

PROPOSALS FOR QUARTER		
	<u>Dollars</u>	<u>No.</u>
01/01/14 - 03/31/14	\$91,476,015	128
01/01/15 - 03/31/15	\$45,196,511	156
Total Change	(46,279,504.00)	28
Percent Change	-50.59%	21.88%

CUMULATIVE PROPOSALS		
	<u>Dollars</u>	<u>No.</u>
07/01/13 - 03/31/14	\$179,246,925.00	452
07/01/14 - 03/31/15	\$158,695,527.00	437
Total Change	(20,551,398.00)	(15)
Percent Change	-11.47%	-3.32%

AWARDS FOR QUARTER		
	<u>Dollars</u>	<u>No.</u>
01/01/14 - 03/31/14	\$5,246,060	64
01/01/15 - 03/31/15	\$5,873,789	72
Total Change	627,729.00	8
Percent Change	11.97%	12.50%

CUMULATIVE AWARDS		
	<u>Dollars</u>	<u>No.</u>
07/01/13 - 03/31/14	\$45,113,465	292
07/01/14 - 03/31/15	\$38,691,641	264
Total Change	(6,421,824.00)	(28)
Percent Change	-14.23%	-9.59%

TOTAL EXPENDITURES FOR QUARTER		
	<u>Dollars</u>	
01/01/14 - 03/31/14	\$10,406,545.51	
01/01/15 - 03/31/15	\$10,654,793.36	
Total Change	248,247.85	
Percent Change	2.39%	

CUMULATIVE TOTAL EXPENDITURES		
	<u>Dollars</u>	
07/01/13 - 03/31/14	\$34,925,545.74	
07/01/14 - 03/31/15	\$35,803,926.99	
Total Change	878,381.25	
Percent Change	2.52%	

RESEARCH EXPENDITURES FOR QUARTER		
	<u>Dollars</u>	
01/01/14 - 03/31/14	\$6,302,145.30	
01/01/15 - 03/31/15	\$6,261,934.95	
Total Change	(40,210.35)	
Percent Change	-0.64%	

CUMULATIVE RESEARCH EXPENDITURES		
	<u>Dollars</u>	
07/01/13 - 03/31/14	\$22,045,358.92	
07/01/14 - 03/31/15	\$22,785,251.20	
Total Change	739,892.28	
Percent Change	3.36%	

RECOVERED F&A FOR QUARTER		
	<u>Dollars</u>	
01/01/14 - 03/31/14	\$1,536,438.97	
01/01/15 - 03/31/15	\$1,497,412.62	
Total Change	(39,026.35)	
Percent Change	-2.54%	

CUMULATIVE F&A		
	<u>Dollars</u>	
07/01/13 - 03/31/14	\$5,422,880.48	
07/01/14 - 03/31/15	\$5,200,035.47	
Total Change	(222,845.01)	
Percent Change	-4.11%	

Office of Sponsored Programs
For Period: 3rd Qtr, January - March

PROPOSALS FY15

AGENCY NAME	CURRENT QUARTER						CUMULATIVE TOTALS					
	Proposals FY14	Proposals FY15	Total \$ Change	# FY14	# FY15	Tot Change	Proposals FY14	Proposals FY15	Total \$ Change	# FY14	# FY15	Tot Change
LEE BUSINESS SCHOOL	\$106,000	\$104,390	(\$1,610)	2	2	0	\$268,876	\$653,695	\$384,819	5	9	4
COLLEGE OF EDUCATION	\$4,273,040	\$207,958	(\$4,065,082)	7	2	(5)	\$11,352,286	\$8,511,908	(\$2,840,378)	34	23	(11)
COLLEGE OF ENGINEERING	\$13,631,605	\$7,543,193	(\$6,088,412)	50	42	(8)	\$49,553,716	\$22,959,922	(\$26,593,794)	153	118	(35)
COLLEGE OF FINE ARTS	\$7,205	\$160,587	\$153,382	2	3	1	\$9,705	\$261,337	\$251,632	3	8	5
COLLEGE OF HOTEL ADMINISTRATION	\$605,028	\$0	(\$605,028)	3	0	(3)	\$759,690	\$116,000	(\$643,690)	7	2	(5)
COLLEGE OF LIBERAL ARTS	\$227,625	\$1,563,536	\$1,335,911	3	13	10	\$1,175,544	\$8,963,904	\$7,788,360	13	22	9
COLLEGE OF SCIENCES	\$44,035,419	\$12,412,024	(\$31,623,395)	29	44	15	\$62,812,022	\$36,376,463	(\$26,435,559)	109	126	17
COLLEGE OF URBAN AFFAIRS	\$626,912	\$634,896	\$7,984	6	4	(2)	\$674,670	\$2,565,907	\$1,891,237	10	9	(1)
DIVISION OF HEALTH SCIENCES	\$5,028,062	\$14,335,217	\$9,307,155	18	35	17	\$12,902,089	\$25,786,666	\$12,884,577	69	79	10
DIV of EDUCATIONAL OUTREACH	\$0	\$0	\$0	0	0	0	\$5,485	\$41,991	\$36,506	1	3	2
HONORS COLLEGE	\$0	\$0	\$0	0	0	0	\$0	\$0	\$0	0	0	0
LAW SCHOOL	\$0	\$103,000	\$103,000	0	1	1	\$0	\$192,780	\$192,780	0	3	3
PRESIDENT'S OFFICE (Lincy Institute)	\$0	\$0	\$0	0	0	0	\$155,080	\$156,651	\$1,571	1	1	0
PROVOST	\$299,300	\$50,000	(\$249,300)	1	1	0	\$3,556,027	\$2,784,505	(\$771,522)	8	7	(1)
VP FOR RESEARCH & GRAD STUDIES	\$2,500,000	\$2,881,025	\$381,025	1	4	3	\$2,739,501	\$3,484,275	\$744,774	5	7	2
HARRY REID CENTER	\$19,788,429	\$0	(\$19,788,429)	4	0	(4)	\$22,305,850	\$0	(\$22,305,850)	10	0	(10)
VP STUDENT AFFAIRS	\$0	\$407,645	\$407,645	0	2	2	\$468,506	\$431,405	(\$37,101)	4	3	(1)
ACADEMIC ENRICHMENT & OUTREACH	\$0	\$4,793,040	\$4,793,040	0	3	3	\$8,972,534	\$45,363,949	\$36,391,415	12	15	3
STUDENT FINANCIAL SERVICES	\$0	\$0	\$0	0	0	0	\$872,989	\$0	(\$872,989)	2	0	(2)
VP FOR FINANCE & BUSINESS	\$27,390	\$0	(\$27,390)	1	0	(1)	\$42,355	\$4,169	(\$38,186)	2	1	(1)
VP FOR DIVERSITY	\$0	\$0	\$0	0	0	0	\$0	\$0	\$0	0	0	0
UNIVERSITY LIBRARIES	\$320,000	\$0	(\$320,000)	1	0	(1)	\$620,000	\$40,000	(\$580,000)	4	1	(3)
GRAND TOTAL:	\$91,476,015	\$45,196,511	(\$46,279,504)	128	156	28	\$179,246,925	\$158,695,527	(\$20,551,398)	452	437	(15)

PERCENTAGE CHANGE:

DOLLARS
3rd QTR: FY14 & FY15
-50.59%

NUMBERS
3rd QTR: FY14 & FY15
22%

TOTAL DOLLARS
3rd QTR: FY14 & FY15
-11.47%

NUMBERS
3rd QTR: FY14 & FY15
-3%

DEPARTMENT BREAKDOWN

For Period: 3rd Qtr, January - March

PROPOSALS BY DEPARTMENT FY15

DEPARTMENT NAME	CURRENT QUARTER						CUMULATIVE TOTALS					
	Proposals FY14	Proposals FY15	Total \$ Change	# FY14	# FY15	Tot Change	Proposals FY14	Proposals FY15	Total \$ Change	# FY14	# FY15	Tot Change
LEE BUSINESS SCHOOL												
Dean's Office	\$0	\$0	\$0	0	0	0	\$0	\$0	\$0	0	0	0
Accounting	\$0	\$4,390	\$4,390	0	1	1	\$10,540	\$15,565	\$5,025	1	2	1
Economics	\$0	\$0	\$0	0	0	0	\$0	\$0	\$0	0	0	0
Finance	\$0	\$0	\$0	0	0	0	\$0	\$174,557	\$174,557	0	1	1
Ctr for Business & Economic Research	\$106,000	\$100,000	(\$6,000)	2	1	(1)	\$108,000	\$113,339	\$5,339	3	3	0
Lied Institute for Real Estate Studies	\$0	\$0	\$0	0	0	0	\$0	\$0	\$0	0	0	0
Management, Entrepreneurship & Tech	\$0	\$0	\$0	0	0	0	\$150,336	\$350,234	\$199,898	1	3	2
Management Information Systems	\$0	\$0	\$0	0	0	0	\$0	\$0	\$0	0	0	0
COLLEGE OF EDUCATION												
Dean's Office	\$0	\$161,649	\$161,649	0	1	1	\$0	\$161,649	\$161,649	0	1	1
Educational & Clinical Studies	\$1,064,485	\$46,309	(\$1,018,176)	2	1	(1)	\$1,223,844	\$5,057,299	\$3,833,455	6	10	4
Educational Psychology & Higher Ed	\$499,973	\$0	(\$499,973)	1	0	(1)	\$5,227,663	\$504,980	(\$4,722,683)	10	3	(7)
Teaching & Learning	\$2,708,582	\$0	(\$2,708,582)	4	0	(4)	\$4,900,779	\$2,787,980	(\$2,112,799)	18	9	(9)
COLLEGE OF ENGINEERING												
Dean's Office	\$72,997	\$89,031	\$16,034	2	2	0	\$1,151,372	\$247,561	(\$903,811)	4	3	(1)
Civil & Environmental	\$654,360	\$146,652	(\$507,708)	6	2	(4)	\$12,333,676	\$1,471,813	(\$10,861,863)	43	12	(31)
Elec & Comp Engineering	\$1,148,685	\$764,272	(\$384,413)	7	8	1	\$7,913,002	\$2,406,249	(\$5,506,753)	25	21	(4)
Mechanical Engineering	\$9,840,313	\$4,367,506	(\$5,472,807)	23	21	(2)	\$22,541,712	\$14,669,626	(\$7,872,086)	55	61	6
Computer Science	\$863,331	\$2,089,859	\$1,226,528	3	7	4	\$2,786,999	\$2,527,411	(\$259,588)	9	9	0
Transportation Research Ctr	\$1,051,919	\$85,873	(\$966,046)	9	2	(7)	\$2,826,955	\$1,637,262	(\$1,189,693)	17	12	(5)
COLLEGE OF FINE ARTS												
Art	\$2,205	\$0	(\$2,205)	1	0	(1)	\$2,205	\$0	(\$2,205)	1	0	(1)
Music	\$0	\$6,500	\$6,500	0	1	1	\$0	\$8,250	\$8,250	0	3	3
School of Architecture	\$5,000	\$154,087	\$149,087	1	2	1	\$7,500	\$253,087	\$245,587	2	5	3
Theatre	\$0	\$0	\$0	0	0	0	\$0	\$0	\$0	0	0	0
COLLEGE OF HOTEL ADMINISTRATION												
Dean's Office	\$49,098	\$0	(\$49,098)	1	0	(1)	\$59,098	\$0	(\$59,098)	2	0	(2)
International Gaming Institute	\$555,930	\$0	(\$555,930)	2	0	(2)	\$700,592	\$116,000	(\$584,592)	5	2	(3)
COLLEGE OF LIBERAL ARTS												
Anthropology	\$1,000	\$149,817	\$148,817	1	4	3	\$11,000	\$149,817	\$138,817	2	4	2
English	\$0	\$0	\$0	0	0	0	\$0	\$0	\$0	0	0	0
History	\$0	\$18,747	\$18,747	0	1	1	\$0	\$18,747	\$18,747	0	1	1
Political Science	\$0	\$86,038	\$86,038	0	1	1	\$274,633	\$86,038	(\$188,595)	1	1	0
Psychology	\$0	\$1,303,934	\$1,303,934	0	6	6	\$624,437	\$8,704,302	\$8,079,865	5	15	10
Sociology	\$221,625	\$0	(\$221,625)	1	0	(1)	\$260,474	\$0	(\$260,474)	4	0	(4)
Black Mtn Institute	\$5,000	\$5,000	\$0	1	1	0	\$5,000	\$5,000	\$0	1	1	0

DEPARTMENT BREAKDOWN

For Period: 3rd Qtr, January - March

PROPOSALS BY DEPARTMENT FY15

DEPARTMENT NAME	CURRENT QUARTER						CUMULATIVE TOTALS					
	Proposals FY14	Proposals FY15	Total \$ Change	# FY14	# FY15	Tot Change	Proposals FY14	Proposals FY15	Total \$ Change	# FY14	# FY15	Tot Change
COLLEGE OF SCIENCES												
Dean's Office	\$0	\$35,888	\$35,888	0	1	1	\$728,118	\$35,888	(\$692,230)	1	1	0
Chemistry	\$6,081,573	\$2,877,776	(\$3,203,797)	7	8	1	\$8,575,129	\$7,234,017	(\$1,341,112)	24	22	(2)
Geoscience	\$903,419	\$3,830,776	\$2,927,357	4	12	8	\$6,152,297	\$8,494,127	\$2,341,830	26	31	5
Mathematical Sciences	\$132,219	\$6,000	(\$126,219)	1	1	0	\$453,264	\$3,847,195	\$3,393,931	3	7	4
Physics & Astronomy	\$21,598,733	\$2,837,300	(\$18,761,433)	7	13	6	\$25,121,679	\$6,983,347	(\$18,138,332)	17	34	17
School of Life Sciences	\$15,319,475	\$2,824,284	(\$12,495,191)	10	9	(1)	\$21,781,535	\$9,781,889	(\$11,999,646)	38	31	(7)
COLLEGE OF URBAN AFFAIRS												
Communication Studies	\$0	\$0	\$0	0	0	0	\$0	\$10,800	\$10,800	0	1	1
Criminal Justice	\$493,396	\$634,896	\$141,500	2	4	2	\$511,072	\$651,339	\$140,267	3	5	2
Journalism & Media Studies	\$0	\$0	\$0	0	0	0	\$0	\$0	\$0	0	0	0
KUNV	\$75,253	\$0	(\$75,253)	2	0	(2)	\$88,384	\$0	(\$88,384)	4	0	(4)
Marriage & Family Therapy	\$0	\$0	\$0	0	0	0	\$0	\$0	\$0	0	0	0
School of Env & Public Affairs	\$58,263	\$0	(\$58,263)	2	0	(2)	\$75,214	\$14,269	(\$60,945)	3	1	(2)
School of Social Work	\$0	\$0	\$0	0	0	0	\$0	\$1,889,499	\$1,889,499	0	2	2
DIVISION OF HEALTH SCIENCES												
School of Allied Health Sciences	\$1,298,830	\$7,624,476	\$6,325,646	3	10	7	\$3,834,979	\$8,456,642	\$4,621,663	18	16	(2)
School of Community Health Sciences	\$345,214	\$3,937,086	\$3,591,872	8	21	13	\$1,477,295	\$12,286,406	\$10,809,111	25	50	25
School of Dental Medicine	\$0	\$2,415,178	\$2,415,178	0	2	2	\$947,783	\$2,483,178	\$1,535,395	8	3	(5)
School of Nursing	\$3,384,018	\$358,477	(\$3,025,541)	7	2	(5)	\$6,642,032	\$2,560,440	(\$4,081,592)	18	10	(8)
DIV of EDUCATIONAL OUTREACH												
VP for Ed Outreach	\$0	\$0	\$0	0	0	0	\$0	\$0	\$0	0	0	0
Public Lands Institue	\$0	\$0	\$0	0	0	0	\$5,485	\$41,991	\$36,506	1	3	2
VP STUDENT AFFAIRS												
Ctr for Academic Enrichment & Outreach	\$0	\$4,793,040	\$4,793,040	0	3	3	\$8,972,534	\$45,363,949	\$36,391,415	12	15	3
Financial Aid & Scholoarships	\$0	\$0	\$0	0	0	0	\$872,989	\$0	(\$872,989)	2	0	(2)
Jean Nidetch Women's Ctr	\$0	\$405,645	\$405,645	0	1	1	\$295,448	\$405,645	\$110,197	1	1	0
Office of Admissions	\$0	\$2,000	\$2,000	0	1	1	\$95,580	\$25,760	(\$69,820)	2	2	0
Public Safety	\$0	\$0	\$0	0	0	0	\$77,478	\$0	(\$77,478)	1	0	(1)
Wellness Promotion	\$0	\$0	\$0	0	0	0	\$0	\$0	\$0	0	0	0

Office of Sponsored Programs
For Period: 3rd Qtr, January - March

AWARDS FY15

AGENCY NAME	CURRENT QUARTER						CUMULATIVE TOTALS					
	Awards FY14	Awards FY15	Total \$ Change	# FY14	# FY15	Tot Change	Awards FY14	Awards FY15	Total \$ Change	# FY14	# FY15	Tot Change
LEE BUSINESS SCHOOL	\$106,000	\$100,000	(\$6,000)	2	1	(1)	\$118,540	\$346,105	\$227,565	4	8	4
COLLEGE OF EDUCATION	\$299,170	\$444,979	\$145,809	4	4	0	\$1,322,745	\$1,419,613	\$96,868	21	16	(5)
COLLEGE OF ENGINEERING	\$2,706,023	\$842,121	(\$1,863,902)	23	22	(1)	\$12,441,763	\$7,333,654	(\$5,108,109)	99	69	(30)
COLLEGE OF FINE ARTS	\$5,000	\$47,187	\$42,187	1	1	0	\$10,732	\$146,937	\$136,205	3	5	2
COLLEGE OF HOTEL ADMINISTRATION	\$55,390	\$0	(\$55,390)	1	0	(1)	\$246,668	\$116,000	(\$130,668)	5	2	(3)
COLLEGE OF LIBERAL ARTS	\$93,706	\$265,993	\$172,287	3	4	1	\$415,173	\$360,986	(\$54,187)	10	6	(4)
COLLEGE OF SCIENCES	\$263,713	\$1,231,835	\$968,122	6	20	14	\$8,174,467	\$10,429,720	\$2,255,253	54	82	28
COLLEGE OF URBAN AFFAIRS	\$34,023	\$486,867	\$452,844	2	2	0	\$150,867	\$1,105,966	\$955,099	7	8	1
DIVISION OF HEALTH SCIENCES	\$1,400,206	\$2,152,307	\$752,101	18	15	(3)	\$10,493,497	\$5,918,614	(\$4,574,883)	51	39	(12)
DIV of EDUCATIONAL OUTREACH	\$0	\$0	\$0	0	0	0	\$5,485	\$12,000	\$6,515	1	2	1
HONORS COLLEGE	\$0	\$0	\$0	0	0	0	\$0	\$0	\$0	0	0	0
LAW SCHOOL	\$0	\$103,000	\$103,000	0	1	1	\$0	\$192,780	\$192,780	0	3	3
PRESIDENT'S OFFICE (Lincy Institute)	\$0	\$0	\$0	0	0	0	\$155,080	\$337,605	\$182,525	1	2	1
PROVOST	\$44,020	\$0	(\$44,020)	1	0	(1)	\$442,737	\$377,205	(\$65,532)	5	5	0
VP FOR RESEARCH & GRAD STUDIES	\$0	\$197,500	\$197,500	0	1	1	\$267,501	\$197,500	(\$70,001)	4	1	(3)
HARRY REID CENTER	\$238,809	\$0	(\$238,809)	3	0	(3)	\$534,661	\$0	(\$534,661)	7	0	(7)
VP STUDENT AFFAIRS	\$0	\$2,000	\$2,000	0	1	1	\$468,506	\$97,580	(\$370,926)	4	3	(1)
ACADEMIC ENRICHMENT & OUTREACH	\$0	\$0	\$0	0	0	0	\$8,972,534	\$9,128,306	\$155,772	12	11	(1)
STUDENT FINANCIAL SERVICES	\$0	\$0	\$0	0	0	0	\$872,989	\$860,000	(\$12,989)	2	1	(1)
VP FOR FINANCE & BUSINESS	\$0	\$0	\$0	0	0	0	\$19,520	\$0	(\$19,520)	2	0	(2)
VP FOR DIVERSITY	\$0	\$0	\$0	0	0	0	\$0	\$0	\$0	0	0	0
UNIVERSITY LIBRARIES	\$0	\$0	\$0	0	0	0	\$0	\$311,070	\$311,070	0	1	1
GRAND TOTAL:	\$5,246,060	\$5,873,789	\$627,729	64	72	8	\$45,113,465	\$38,691,641	(\$6,421,824)	292	264	(28)

PERCENTAGE CHANGE:

DOLLARS
3rd QTR: FY14 & FY15
11.97%

NUMBERS
3rd QTR: FY14 & FY15
13%

TOTAL DOLLARS
3rd QTR: FY14 & FY15
-14.23%

NUMBERS
3rd QTR: FY14 & FY15
-10%

DEPARTMENT BREAKDOWN

For Period: 3rd Qtr, January - March

AWARDS BY DEPARTMENT FY15

DEPARTMENT NAME	CURRENT QUARTER						CUMULATIVE TOTALS					
	Awards FY14	Awards FY15	Total \$ Change	# FY14	# FY15	Tot Change	Awards FY14	Awards FY15	Total \$ Change	# FY14	# FY15	Tot Change
LEE BUSINESS SCHOOL												
Dean's Office	\$0	\$0	\$0	0	0	0	\$0	\$0	\$0	0	0	0
Accounting	\$0	\$0	\$0	0	0	0	\$10,540	\$11,175	\$635	1	1	0
Economics	\$0	\$0	\$0	0	0	0	\$0	\$0	\$0	0	0	0
Finance	\$0	\$0	\$0	0	0	0	\$0	\$83,009	\$83,009	0	1	1
Ctr for Business & Economic Research	\$106,000	\$100,000	(\$6,000)	2	1	(1)	\$108,000	\$113,339	\$5,339	3	3	0
Lied Institute for Real Estate Studies	\$0	\$0	\$0	0	0	0	\$0	\$0	\$0	0	0	0
Management, Entrepreneurship & Tech	\$0	\$0	\$0	0	0	0	\$0	\$138,582	\$138,582	0	3	3
Management Information Systems	\$0	\$0	\$0	0	0	0	\$0	\$0	\$0	0	0	0
COLLEGE OF EDUCATION												
Dean's Office	\$0	\$161,649	\$161,649	0	1	1	\$0	\$161,649	\$161,649	0	1	1
Educational & Clinical Studies	\$6,000	\$134,343	\$128,343	1	1	0	\$242,138	\$723,706	\$481,568	6	8	2
Educational Psychology & Higher Ed	\$0	\$0	\$0	0	0	0	\$71,496	\$176,372	\$104,876	4	2	(2)
Teaching & Learning	\$293,170	\$148,987	(\$144,183)	3	2	(1)	\$1,009,111	\$357,886	(\$651,225)	11	5	(6)
COLLEGE OF ENGINEERING												
Dean's Office	\$0	\$89,031	\$89,031	0	2	2	\$0	\$1,342,424	\$1,342,424	0	3	3
Civil & Environmental	\$172,540	\$26,701	(\$145,839)	5	1	(4)	\$7,323,814	\$209,662	(\$7,114,152)	39	4	(35)
Elec & Comp Engineering	\$137,103	\$132,330	(\$4,773)	2	3	1	\$689,667	\$347,588	(\$342,079)	13	8	(5)
Mechanical Engineering	\$998,198	\$423,381	(\$574,817)	13	10	(3)	\$2,315,249	\$4,015,687	\$1,700,438	30	37	7
Computer Science	\$0	\$84,805	\$84,805	0	4	4	\$128,493	\$584,500	\$456,007	2	7	5
Transportation Research Ctr	\$1,398,182	\$85,873	(\$1,312,309)	3	2	(1)	\$1,984,540	\$833,793	(\$1,150,747)	15	10	(5)
COLLEGE OF FINE ARTS												
Art	\$0	\$0	\$0	0	0	0	\$0	\$0	\$0	0	0	0
Music	\$0	\$0	\$0	0	0	0	\$3,232	\$750	(\$2,482)	1	1	0
School of Architecture	\$5,000	\$47,187	\$42,187	1	1	0	\$7,500	\$146,187	\$138,687	2	4	2
Theatre	\$0	\$0	\$0	0	0	0	\$0	\$0	\$0	0	0	0
COLLEGE OF HOTEL ADMINISTRATION												
Dean's Office	\$0	\$0	\$0	0	0	0	\$66,616	\$0	(\$66,616)	2	0	(2)
International Gaming Institute	\$55,930	\$0	(\$55,930)	1	0	(1)	\$180,592	\$116,000	(\$64,592)	3	2	(1)
COLLEGE OF LIBERAL ARTS												
Anthropology	\$1,000	\$0	(\$1,000)	1	0	(1)	\$11,000	\$89,993	\$78,993	2	1	(1)
English	\$0	\$0	\$0	0	0	0	\$0	\$0	\$0	0	0	0
History	\$0	\$0	\$0	0	0	0	\$0	\$0	\$0	0	0	0
Political Science	\$85,206	\$86,038	\$832	1	1	0	\$85,206	\$86,038	\$832	1	1	0
Psychology	\$7,500	\$179,955	\$172,455	1	3	2	\$280,118	\$179,955	(\$100,163)	4	3	(1)
Sociology	\$0	\$0	\$0	0	0	0	\$38,849	\$0	(\$38,849)	3	0	(3)
Black Mtn Institute	\$0	\$0	\$0	0	0	0	\$0	\$5,000	\$5,000	0	1	1

DEPARTMENT BREAKDOWN

For Period: 3rd Qtr, January - March

AWARDS BY DEPARTMENT FY15

DEPARTMENT NAME	CURRENT QUARTER						CUMULATIVE TOTALS					
	Awards FY14	Awards FY15	Total \$ Change	# FY14	# FY15	Tot Change	Awards FY14	Awards FY15	Total \$ Change	# FY14	# FY15	Tot Change
COLLEGE OF SCIENCES												
Dean's Office	\$0	\$35,888	\$35,888	0	1	1	\$286,132	\$282,330	(\$3,802)	1	2	1
Chemistry	\$0	\$400,831	\$400,831	0	3	3	\$1,446,530	\$2,237,287	\$790,757	15	11	(4)
Geoscience	\$0	\$512,244	\$512,244	0	6	6	\$1,845,808	\$3,705,306	\$1,859,498	11	23	12
Mathematical Sciences	\$0	\$0	\$0	0	0	0	\$0	\$142,430	\$142,430	0	3	3
Physics & Astronomy	\$63,001	\$213,072	\$150,071	2	6	4	\$2,326,074	\$1,869,596	(\$456,478)	9	23	14
School of Life Sciences	\$200,172	\$69,800	(\$130,372)	4	4	0	\$2,269,383	\$2,192,771	(\$76,612)	18	20	2
COLLEGE OF URBAN AFFAIRS												
Communication Studies	\$0	\$0	\$0	0	0	0	\$0	\$10,800	\$10,800	0	1	1
Criminal Justice	\$20,501	\$6,912	(\$13,589)	1	1	0	\$107,263	\$150,942	\$43,679	3	4	1
Journalism & Media Studies	\$0	\$0	\$0	0	0	0	\$0	\$0	\$0	0	0	0
KUNV	\$0	\$0	\$0	0	0	0	\$13,131	\$0	(\$13,131)	2	0	(2)
Marriage & Family Therapy	\$0	\$0	\$0	0	0	0	\$0	\$0	\$0	0	0	0
School of Env & Public Affairs	\$13,522	\$0	(\$13,522)	1	0	(1)	\$30,473	\$14,269	(\$16,204)	2	1	(1)
School of Social Work	\$0	\$479,955	\$479,955	0	1	1	\$0	\$929,955	\$929,955	0	2	2
DIVISION OF HEALTH SCIENCES												
School of Allied Health Sciences	\$82,500	\$21,999	(\$60,501)	1	2	1	\$4,476,860	\$357,378	(\$4,119,482)	8	5	(3)
School of Community Health Sciences	\$738,300	\$2,130,308	\$1,392,008	10	13	3	\$5,057,098	\$5,451,150	\$394,052	28	31	3
School of Dental Medicine	\$69,990	\$0	(\$69,990)	3	0	(3)	\$241,437	\$110,086	(\$131,351)	9	3	(6)
School of Nursing	\$509,416	\$0	(\$509,416)	4	0	(4)	\$718,101	\$0	(\$718,101)	6	0	(6)
DIV of EDUCATIONAL OUTREACH												
VP for Educational Outreach	\$0	\$0	\$0	0	0	0	\$0	\$0	\$0	0	0	0
Public Lands Institute	\$0	\$0	\$0	0	0	0	\$5,485	\$12,000	\$6,515	1	1	0
VP STUDENT AFFAIRS												
Ctr for Academic Enrichment & Outreach	\$0	\$0	\$0	0	0	0	\$8,972,534	\$9,128,306	\$155,772	12	11	(1)
Financial Aid & Scholarships	\$0	\$0	\$0	0	0	0	\$872,989	\$860,000	(\$12,989)	2	1	(1)
Jean Nidetch Women's Ctr	\$0	\$0	\$0	0	0	0	\$295,448	\$0	(\$295,448)	1	0	(1)
Office of Admissions	\$0	\$2,000	\$2,000	0	1	1	\$95,580	\$97,580	\$2,000	2	3	1
Public Safety	\$0	\$0	\$0	0	0	0	\$77,478	\$0	(\$77,478)	1	0	(1)
Wellness Promotion	\$0	\$0	\$0	0	0	0	\$0	\$0	\$0	0	0	0

Office of Sponsored Programs
For Period: 3rd Qtr, January - March

TOTAL OSP EXPENDITURES FY 15

AGENCY NAME	CURRENT QUARTER			CUMULATIVE TOTALS		
	Total Expenditures FY 14	Total Expenditures FY 15	Total \$ Change	Total Expenditures FY 14	Total Expenditures FY 15	Total \$ Change
LEE BUSINESS SCHOOL	\$21,584.73	\$59,606.15	\$38,021.42	\$135,101.49	\$197,924.74	\$62,823.25
COLLEGE OF EDUCATION	\$193,242.66	\$253,709.52	\$60,466.86	\$791,400.59	\$1,081,956.96	\$290,556.37
COLLEGE OF ENGINEERING	\$1,796,377.23	\$2,381,216.04	\$584,838.81	\$5,885,565.69	\$7,878,521.97	\$1,992,956.28
COLLEGE OF FINE ARTS	\$27,324.46	\$5,902.61	(\$21,421.85)	\$141,772.53	\$111,105.93	(\$30,666.60)
COLLEGE OF HOTEL ADMINISTRATION	\$112,242.07	\$97,514.10	(\$14,727.97)	\$308,126.71	\$544,220.83	\$236,094.12
COLLEGE OF LIBERAL ARTS	\$198,546.91	\$276,405.54	\$77,858.63	\$919,140.26	\$836,034.97	(\$83,105.29)
COLLEGE OF SCIENCES	\$2,630,818.52	\$2,318,726.58	(\$312,091.94)	\$8,680,229.90	\$8,111,117.36	(\$569,112.54)
COLLEGE OF URBAN AFFAIRS	\$119,387.35	\$128,813.24	\$9,425.89	\$779,403.44	\$407,406.14	(\$371,997.30)
DIVISION OF HEALTH SCIENCES	\$1,497,287.79	\$1,637,537.41	\$140,249.62	\$4,382,957.18	\$6,556,014.61	\$2,173,057.43
DIV of EDUCATIONAL OUTREACH	\$16,688.58	\$3,611.40	(\$13,077.18)	\$208,073.28	\$4,583.54	(\$203,489.74)
LAW SCHOOL	\$0.00	\$18,388.34	\$18,388.34	\$0.00	\$26,513.71	\$26,513.71
PRESIDENT'S OFFICE (Lincy Institute)	\$29,651.41	\$65,532.55	\$35,881.14	\$89,358.81	\$147,045.88	\$57,687.07
PROVOST	\$74,668.22	\$72,462.38	(\$2,205.84)	\$273,564.81	\$241,180.79	(\$32,384.02)
VP FOR RESEARCH & GRAD STUDIES	\$82,906.04	\$206,908.53	\$124,002.49	\$483,509.50	\$481,861.60	(\$1,647.90)
HARRY REID CENTER	\$455,699.51	\$0.00	(\$455,699.51)	\$2,142,614.66	\$122,853.95	(\$2,019,760.71)
VP STUDENT AFFAIRS	\$26,987.25	\$44,161.24	\$17,173.99	\$142,399.53	\$123,951.61	(\$18,447.92)
ACADEMIC ENRICHMENT & OUTREACH	\$2,849,925.71	\$2,788,954.65	(\$60,971.06)	\$8,923,670.34	\$8,313,955.24	(\$609,715.10)
STUDENT FINANCIAL SERVICES	\$233,397.00	\$241,377.00	\$7,980.00	\$512,379.01	\$471,377.00	(\$41,002.01)
VP FOR FINANCE & BUSINESS	(\$88.50)	\$0.00	\$88.50	\$27,334.46	\$25,730.00	(\$1,604.46)
VP FOR DIVERSITY	\$0.00	\$0.00	\$0.00	\$0.00	\$60.41	\$60.41
UNIVERSITY LIBRARIES	\$39,898.57	\$53,966.08	\$14,067.51	\$98,943.55	\$120,509.75	\$21,566.20
GRAND TOTAL:	\$10,406,545.51	\$10,654,793.36	\$248,247.85	\$34,925,545.74	\$35,803,926.99	\$878,381.25

PERCENTAGE CHANGE:

DOLLARS
3rd QTR: FY 14 & FY 15
2.39%

TOTAL DOLLARS
3rd QTR: FY 14 & FY 15
2.52%

Note: 1) Includes expenditures in all functions (i.e. instruction, research, public service, academic support, student services, institutional support, operations & maintenance and scholarships & fellowships) for sponsored programs accounts.

Office of Sponsored Programs
For Period: 3rd Qtr, January - March

RESEARCH EXPENDITURES FY 15

AGENCY NAME	CURRENT QUARTER			CUMULATIVE TOTALS		
	Total Expenditures FY 14	Total Expenditures FY 15	Total \$ Change	Total Expenditures FY 14	Total Expenditures FY 15	Total \$ Change
LEE BUSINESS SCHOOL	\$23,118.09	\$11,514.30	(\$11,603.79)	\$80,111.93	\$77,727.05	(\$2,384.88)
COLLEGE OF EDUCATION	\$108,157.16	\$72,716.59	(\$35,440.57)	\$404,886.04	\$527,493.68	\$122,607.64
COLLEGE OF ENGINEERING	\$1,796,377.81	\$2,375,176.89	\$578,799.08	\$5,857,706.60	\$7,780,446.45	\$1,922,739.85
COLLEGE OF FINE ARTS	\$0.00	\$3,297.50	\$3,297.50	\$0.00	\$71,707.03	\$71,707.03
COLLEGE OF HOTEL ADMINISTRATION	\$10,129.36	\$72,906.16	\$62,776.80	\$23,282.10	\$284,418.15	\$261,136.05
COLLEGE OF LIBERAL ARTS	\$196,200.78	\$275,405.54	\$79,204.76	\$909,316.35	\$832,034.97	(\$77,281.38)
COLLEGE OF SCIENCES	\$2,520,929.28	\$1,993,717.93	(\$527,211.35)	\$8,518,670.30	\$7,315,413.21	(\$1,203,257.09)
COLLEGE OF URBAN AFFAIRS	\$9,054.35	\$27,379.67	\$18,325.32	\$406,445.71	\$95,448.91	(\$310,996.80)
DIVISION OF HEALTH SCIENCES	\$1,115,402.33	\$1,261,248.62	\$145,846.29	\$3,253,140.65	\$5,254,467.10	\$2,001,326.45
DIV of EDUCATIONAL OUTREACH	\$285.45	\$1,548.87	\$1,263.42	\$116,150.58	\$2,113.56	(\$114,037.02)
LAW SCHOOL	\$0.00	\$0.00	\$0.00	\$0.00	\$7,918.37	\$7,918.37
PRESIDENT'S OFFICE (Lincy Institute)	\$29,651.41	\$33,758.79	\$4,107.38	\$89,358.81	\$110,766.66	\$21,407.85
PROVOST	\$0.00	\$4,296.67	\$4,296.67	\$44,593.92	\$4,296.67	(\$40,297.25)
VP FOR RESEARCH & GRAD STUDIES	\$23,996.37	\$128,619.42	\$104,623.05	\$261,527.33	\$285,239.81	\$23,712.48
HARRY REID CENTER	\$455,699.51	\$0.00	(\$455,699.51)	\$2,047,262.16	\$122,853.95	(\$1,924,408.21)
VP STUDENT AFFAIRS	\$0.00	\$0.00	\$0.00	\$0.00	\$0.00	\$0.00
ACADEMIC ENRICHMENT & OUTREACH	\$0.00	\$0.00	\$0.00	\$0.00	\$0.00	\$0.00
STUDENT FINANCIAL SERVICES	\$0.00	\$0.00	\$0.00	\$0.00	\$0.00	\$0.00
VP FOR FINANCE & BUSINESS	\$0.00	\$0.00	\$0.00	\$0.00	\$0.00	\$0.00
VP FOR DIVERSITY	\$0.00	\$0.00	\$0.00	\$0.00	\$0.00	\$0.00
UNIVERSITY LIBRARIES	\$13,143.40	\$348.00	(\$12,795.40)	\$32,906.44	\$12,905.63	(\$20,000.81)
GRAND TOTAL:	\$6,302,145.30	\$6,261,934.95	(\$40,210.35)	\$22,045,358.92	\$22,785,251.20	\$739,892.28

PERCENTAGE CHANGE:

DOLLARS
3rd QTR: FY 14 & FY 15
-0.64%

TOTAL DOLLARS
3rd QTR: FY 14 & FY 15
3.36%

Office of Sponsored Programs
For Period: 3rd Qtr, January - March

RECOVERED F&A FY15

AGENCY NAME	CURRENT QUARTER			CUMULATIVE TOTALS		
	Total Expenditures FY 14	Total Expenditures FY 15	Total \$ Change	Total Expenditures FY 14	Total Expenditures FY 15	Total \$ Change
LEE BUSINESS SCHOOL	(\$2,139.94)	\$4,269.68	\$6,409.62	\$4,033.57	\$18,654.17	\$14,620.60
COLLEGE OF EDUCATION	\$21,237.41	\$23,313.46	\$2,076.05	\$87,179.98	\$127,598.05	\$40,418.07
COLLEGE OF ENGINEERING	\$307,637.41	\$426,214.14	\$118,576.73	\$1,090,089.90	\$1,529,065.45	\$438,975.55
COLLEGE OF FINE ARTS	\$3,902.83	\$0.00	(\$3,902.83)	\$24,012.21	(\$0.21)	(\$24,012.42)
COLLEGE OF HOTEL ADMINISTRATION	\$3,162.97	\$2,403.61	(\$759.36)	\$10,408.65	\$37,851.35	\$27,442.70
COLLEGE OF LIBERAL ARTS	\$51,378.41	\$72,673.87	\$21,295.46	\$242,101.46	\$216,688.64	(\$25,412.82)
COLLEGE OF SCIENCES	\$537,157.04	\$500,859.71	(\$36,297.33)	\$1,913,108.53	\$1,802,190.57	(\$110,917.96)
COLLEGE OF URBAN AFFAIRS	\$12,969.85	\$15,022.13	\$2,052.28	\$142,125.29	\$52,718.87	(\$89,406.42)
DIVISION OF HEALTH SCIENCES	\$285,139.68	\$262,104.90	(\$23,034.78)	\$793,580.57	\$850,477.89	\$56,897.32
DIV of EDUCATIONAL OUTREACH	\$2,253.87	\$758.60	(\$1,495.27)	\$36,193.92	\$887.99	(\$35,305.93)
LAW SCHOOL	\$0.00	\$0.00	\$0.00	\$0.00	\$230.63	\$230.63
PRESIDENT'S OFFICE (Lincy Institute)	\$0.00	\$0.00	\$0.00	\$0.00	\$0.00	\$0.00
PROVOST	\$5,530.97	\$4,698.63	(\$832.34)	\$20,243.61	\$16,934.15	(\$3,309.46)
VP FOR RESEARCH & GRAD STUDIES	\$7,103.58	\$11,202.59	\$4,099.01	\$41,036.55	\$18,579.63	(\$22,456.92)
HARRY REID CENTER	\$132,558.67	\$0.00	(\$132,558.67)	\$530,329.36	\$30,829.09	(\$499,500.27)
VP STUDENT AFFAIRS	\$5,018.85	\$619.68	(\$4,399.17)	\$5,018.85	\$2,967.22	(\$2,051.63)
ACADEMIC ENRICHMENT & OUTREACH	\$163,527.37	\$166,747.87	\$3,220.50	\$483,418.03	\$485,019.97	\$1,601.94
STUDENT FINANCIAL SERVICES	\$0.00	\$0.00	\$0.00	\$0.00	\$0.00	\$0.00
VP FOR FINANCE & BUSINESS	\$0.00	\$0.00	\$0.00	\$0.00	\$0.00	\$0.00
VP FOR DIVERSITY	\$0.00	\$0.00	\$0.00	\$0.00	\$0.00	\$0.00
UNIVERSITY LIBRARIES	\$0.00	\$6,523.75	\$6,523.75	\$0.00	\$9,342.01	\$9,342.01
GRAND TOTAL:	\$1,536,438.97	\$1,497,412.62	(\$39,026.35)	\$5,422,880.48	\$5,200,035.47	(\$222,845.01)

PERCENTAGE CHANGE:

DOLLARS
3rd QTR: FY 14 & FY 15
-2.54%

TOTAL DOLLARS
3rd QTR: FY 14 & FY 15
-4.11%

Note: 1) Includes expenditures charged to object code 89 for sponsored programs accounts (funds 2330-2397).

MEMORANDUM

TO: Tom Piechota and Stan Smith
FROM: Lori Olafson
DATE: 4/15/2015
SUBJECT: FY 15 3rd Quarter Office of Research Integrity Data

<i>SOCIAL BEHAVIORAL IRBs APPROVED FOR QUARTER</i>	
	<u>No.</u>
01/01/14 - 03/31/14	59
01/01/15 - 03/31/15	50
Total Change	(9)
Percent Change	-15%

<i>CUMULATIVE SOCIAL BEHAVIORAL IRBs</i>	
	<u>No.</u>
07/01/13 - 03/31/14	148
07/01/14 - 03/31/15	134
Total Change	(14)
Percent Change	-9%

<i>BIOMEDICAL IRBs APPROVED FOR QUARTER</i>	
	<u>No.</u>
01/01/14 - 03/31/14	41
01/01/15 - 03/31/15	32
Total Change	(9)
Percent Change	-22%

<i>CUMULATIVE BIOMEDICAL IRBs</i>	
	<u>No.</u>
07/01/13 - 03/31/14	98
07/01/14 - 03/31/15	82
Total Change	(16)
Percent Change	-16%

<i>SOCIAL BEHAVIORAL AND BIOMEDICAL IRBs APPROVED FOR QUARTER</i>	
	<u>No.</u>
01/01/14 - 03/31/14	100
01/01/15 - 03/31/15	82
Total Change	(18)
Percent Change	-18%

<i>CUMULATIVE SOCIAL BEHAVIORAL AND BIOMEDICAL IRBs</i>	
	<u>No.</u>
07/01/13 - 03/31/14	246
07/01/14 - 03/31/15	217
Total Change	(29)
Percent Change	-12%

<i>SOCIAL BEHAVIORAL IRBs SUBMITTED FOR QUARTER</i>	
	<u>No.</u>
01/01/14 - 03/31/14	65
01/01/15 - 03/31/15	56
Total Change	(9)
Percent Change	-14%

<i>CUMULATIVE SOCIAL BEHAVIORAL IRBs</i>	
	<u>No.</u>
07/01/13 - 03/31/14	166
07/01/14 - 03/31/15	175
Total Change	9
Percent Change	5%

<i>BIOMEDICAL IRBs SUBMITTED FOR QUARTER</i>	
	<u>No.</u>
01/01/14 - 03/31/14	33
01/01/15 - 03/31/15	38
Total Change	5
Percent Change	15%

<i>CUMULATIVE BIOMEDICAL IRBs</i>	
	<u>No.</u>
07/01/13 - 03/31/14	107
07/01/14 - 03/31/15	96
Total Change	(11)
Percent Change	-10%

<i>SOCIAL BEHAVIORAL AND BIOMEDICAL IRBs SUBMITTED FOR QUARTER</i>	
	<u>No.</u>
01/01/14 - 03/31/14	98
01/01/15 - 03/31/15	94
Total Change	(4)
Percent Change	-4%

<i>CUMULATIVE SOCIAL BEHAVIORAL AND BIOMEDICAL IRBs</i>	
	<u>No.</u>
07/01/13 - 03/31/14	273
07/01/14 - 03/31/15	271
Total Change	(2)
Percent Change	-1%

MEMORANDUM

TO: Tom Piechota
FROM: Zach Miles
DATE: 4/14/2015
SUBJECT: FY 15 3rd Quarter Status Technology Transfer Data

DISCLOSURES RECEIVED FOR QUARTER	
	<u>No.</u>
01/01/2014 - 03/31/2014	19
01/01/2015 - 03/31/2015	11
.....	
Total Change	(8)
Percent Change	-42%

CUMULATIVE DISCLOSURES RECEIVED	
	<u>No.</u>
07/01/13 - 03/31/2014	32
07/01/14 - 03/31/2015	27
.....	
Total Change	(5)
Percent Change	-16%

APPLICATIONS FILED FOR QUARTER	
	<u>No.</u>
01/01/2014 - 03/31/2014	13
01/01/2015 - 03/31/2015	16
.....	
Total Change	3
Percent Change	23%

CUMULATIVE APPLICATIONS FILED	
	<u>No.</u>
07/01/13 - 03/31/2014	22
07/01/14 - 03/31/2015	38
.....	
Total Change	16
Percent Change	73%

LICENSE AGREEMENTS FOR QUARTER	
	<u>No.</u>
01/01/2014 - 03/31/2014	2
01/01/2015 - 03/31/2015	1
.....	
Total Change	(1)
Percent Change	-50%

CUMULATIVE LICENSE AGREEMENTS	
	<u>No.</u>
07/01/13 - 03/31/2014	4
07/01/14 - 03/31/2015	29
.....	
Total Change	25
Percent Change	625%

INTER-INSTITUTIONAL/TEAMING AGREEMENTS/MOU/MTA	
	<u>No.</u>
01/01/2014 - 03/31/2014	6
01/01/2015 - 03/31/2015	3
.....	
Total Change	(3)
Percent Change	-50%

CUMULATIVE INTER-INSTITUTIONAL/TEAMING AGREEMENTS/MOU/MTA	
	<u>No.</u>
07/01/13 - 03/31/2014	7
07/01/14 - 03/31/2015	7
.....	
Total Change	0
Percent Change	0%

NON-DISCLOSURE AGREEMENTS FOR QUARTER	
	<u>No.</u>
01/01/2014 - 03/31/2014	13
01/01/2015 - 03/31/2015	6
<hr/>	
Total Change	(7)
Percent Change	-54%

CUMULATIVE NON-DISCLOSURE AGREEMENTS	
	<u>No.</u>
07/01/13 - 03/31/2014	17
07/01/14 - 03/31/2015	12
<hr/>	
Total Change	(5)
Percent Change	-29%

DONATIONS RECEIVED FOR QUARTER	
	<u>No.</u>
01/01/2014 - 03/31/2014	0
01/01/2015 - 03/31/2015	10,000
<hr/>	
Total Change	0
Percent Change	0%

CUMULATIVE DONATIONS	
	<u>No.</u>
07/01/13 - 03/31/2014	0
07/01/14 - 03/31/2015	2,310,000
<hr/>	
Total Change	2,310,000
Percent Change	2310000%

CSR RECEIVED FOR QUARTER	
	<u>No.</u>
01/01/2014 - 03/31/2014	0
01/01/2015 - 03/31/2015	0
<hr/>	
Total Change	0
Percent Change	0%

CUMULATIVE CSR	
	<u>No.</u>
07/01/13 - 03/31/2014	0
07/01/14 - 03/31/2015	50,000
<hr/>	
Total Change	50,000
Percent Change	50000%

REVENUE RECEIVED FOR QUARTER	
	<u>No.</u>
01/01/2014 - 03/31/2014	13,922
01/01/2015 - 03/31/2015	16,480
<hr/>	
Total Change	2,558
Percent Change	18%

CUMULATIVE REVENUE	
	<u>No.</u>
07/01/13 - 03/31/2014	55,361
07/01/14 - 03/31/2015	106,781
<hr/>	
Total Change	51,420
Percent Change	93%

SBDC JOBS CREATED/RETAINED FOR QUARTER	
	<u>No.</u>
01/01/2015 - 03/31/2015	11

CUMULATIVE JOBS CREATED/RETAINED	
	<u>No.</u>
10/01/14 - 03/31/2015	28

<i>SBDC NEW BUSINESSES SERVED FOR QUARTER</i>	
	<u>No.</u>
01/01/2015 - 03/31/2015	10

<i>CUMULATIVE NEW BUSINESSES SERVED</i>	
	<u>No.</u>
10/01/14 - 03/31/2015	27

<i>SBDC NEW BUSINESS STARTS FOR QUARTER</i>	
	<u>No.</u>
01/01/2015 - 03/31/2015	3

<i>CUMULATIVE NEW BUSINESS STARTS</i>	
	<u>No.</u>
10/01/14 - 03/31/2015	4

<i>SBDC CAPITAL ACQUIRED FOR QUARTER</i>	
	<u>No.</u>
01/01/2015 - 03/31/2015	2,688,071

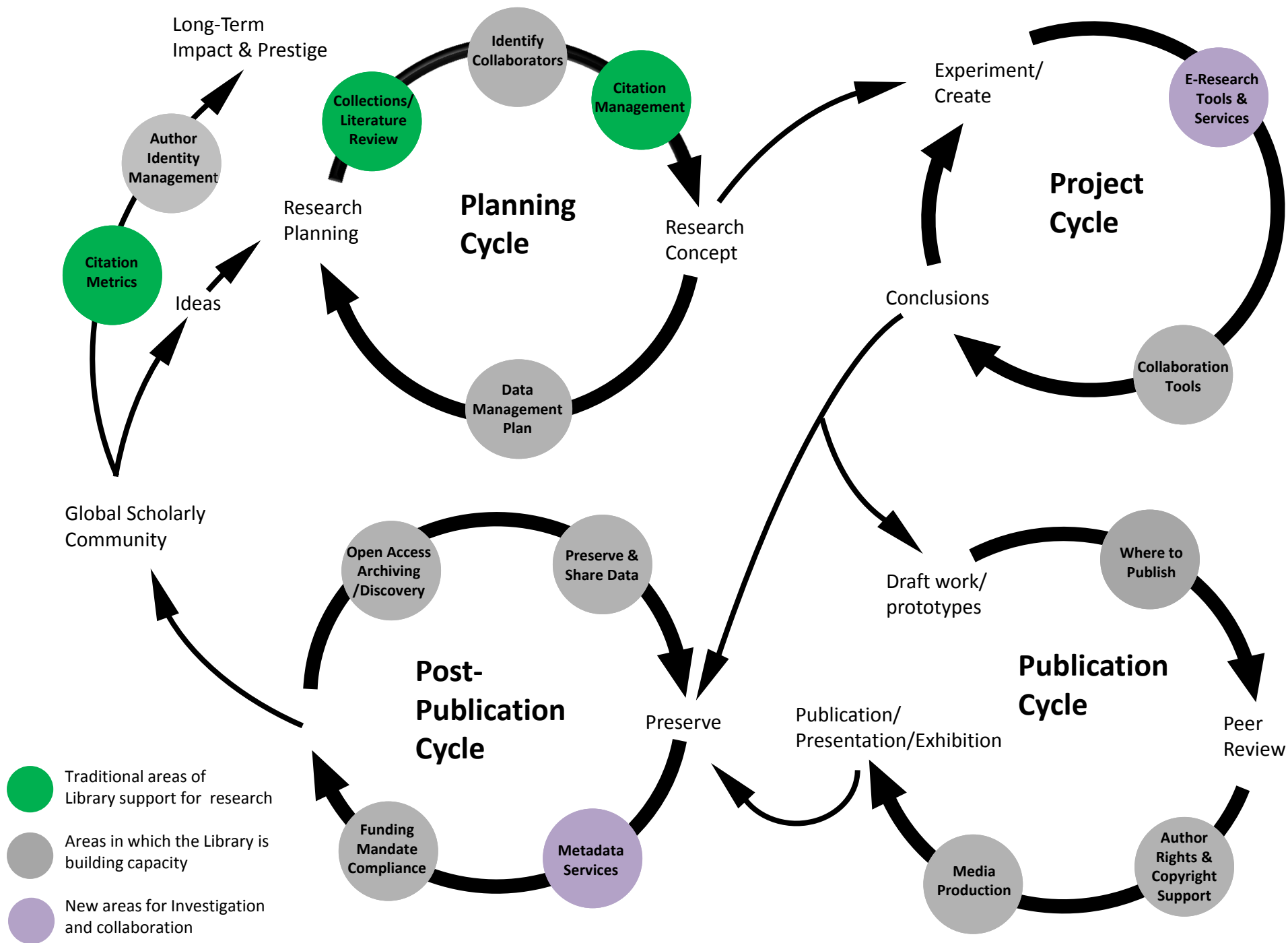
<i>CUMULATIVE CAPITAL ACQUIRED</i>	
	<u>No.</u>
10/01/14 - 03/31/2015	2,988,071



UNLV Libraries Spotlight On Research



Associate Deans for Research Meeting, April 17th 2015
Annette Day, Director Collections, Acquisitions and Discovery UNLV Libraries



Research Data Management

- ▶ What is Research Data?

- ▶ National Science Foundation: “What constitutes such data will be determined by the community of interest through the process of peer review and program management. This may include, but is not limited to: data, publications, samples, physical collections, software and models.”
- ▶ US OMB: “the recorded factual material commonly accepted in the scientific community as necessary to validate research findings”



Why Manage Data?

- ▶ Meet grant requirements, or have a more competitive grant application
- ▶ Better guarantee your research data and records are accurate, complete, authentic and reliable
- ▶ Enhance data security and reduce risk of data loss
- ▶ More easily preserve your research data for the long-term
- ▶ Increase the impact and visibility of your research having a more readily findable research data citation



Current Library Support

- ▶ General Information on Funder Mandates
 - ▶ Office of Sponsored Programs
- ▶ Data Management Elements
 - ▶ DMPTool
- ▶ Data Citation
- ▶ Where to Archive and Share
 - ▶ Digital Scholarship@UNLV
 - ▶ Re3data.org
- ▶ Discovery of Data



Areas of Growth and Collaboration

- ▶ Metadata Support
 - ▶ “Data about Data”
 - ▶ Identify Standards for discipline
- ▶ Campus Data Survey



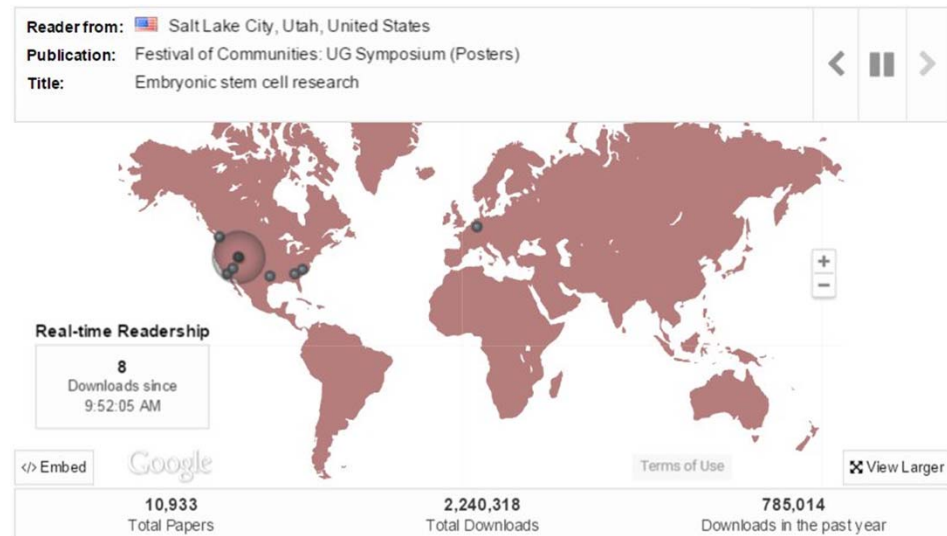
Scholarly Communication

- ▶ Where to Publish?
 - ▶ Open Access Options
 - ▶ Business Models
- ▶ Author Rights
- ▶ Copyright Support
- ▶ Mandate Compliance Again
 - ▶ Digital Scholarship@UNLV
 - ▶ ARL SHARES ecosystem



Digital Scholarship@UNLV

- ▶ Enable Discovery
 - ▶ Openly Accessible
 - ▶ More citations
 - ▶ Persistent URL
 - ▶ Archived
 - ▶ Readership Reports




Potential New Areas

- ▶ Integrate with Digital Measures
- ▶ “Selected Works”

SelectedWorks of Martha L. Brogan

[Author Home](#)[Browse Subjects](#)[Browse Article Types](#)[Series Home](#)



A Service of the Penn Libraries

Martha Brogan is the Director of Collection Development, Global Studies & Scholarly Communication. She has primary responsibility for policy, planning and fiscal management of Penn Library's \$15 million acquisitions program, overseeing a collection of 6 million volumes and guiding the work of thirty subject librarians with collection responsibilities. She provides campus leadership on issues related to managing Penn's collections, digital content development, area studies, scholarly communication and publishing alternatives. Her experience in research libraries spans 30 years, beginning at the University of Minnesota where she was the library coordinator for West European Studies. She later moved to Yale as the social sciences bibliographer, and then to Indiana University as associate dean and director of Collection Development. Ms. Brogan is the author of several reports about digital library development prepared under the auspices of the Council on Library & Information Resources (CLIR), the Digital Library Federation (DLF), and the Andrew W. Mellon Foundation. Ms. Brogan received a bachelor's degree in French (Phi Beta Kappa) from Macalester College and holds master's degrees in International Administration from the School for International Training (Brattleboro, Vermont) and Library Science from the University of Minnesota. She participated as a fellow in the Frye Leadership Institute sponsored by CLIR, EDUCAUSE and Emory University in 2001 and as a NEH Summer Institute Fellow in 2006.

Trends in Digital Scholarship

 PDF


Contexts and Contributions: Building the Distributed Library, *Scholarship at Penn Libraries* (2006)

This report updates and expands on "A Survey of Digital Library Aggregation Services," originally commissioned...

 PDF


A Kaleidoscope of Digital American Literature (with Daphnée Rentfrow), *Scholarship at Penn Libraries* (2005)

The word kaleidoscope comes from a Greek phrase meaning "to view a beautiful form," and...

 PDF

A Survey of Digital Library Aggregation Services, *Scholarship at Penn Libraries* (2003)

This report provides an overview of a diverse set of more than thirty digital library...



[Follow](#)

Join My Mailing List
 [Sign Up](#)

Martha L. Brogan
University of Pennsylvania

- Director of Collection Development, Global Studies & Scholarly Communication
- [Contact Information](#)
- [Curriculum Vitae \[PDF\]](#)

Search the SelectedWorks of Martha L. Brogan
 [Search](#)



Assess Impact/Author Disambiguation

- ▶ Citation Metrics
 - ▶ Standard Stuff
 - ▶ Impact Factor, Citation Rates
 - ▶ H-Index
 - ▶ Eigenvalue
 - ▶ Altmetrics (emerging area)
- ▶ ORCID ID



Who to Contact?

- ▶ Annette Day
 - ▶ Director, Collections, Acquisitions & Discovery
 - ▶ annette.day@unlv.edu
- ▶ John Novak
 - ▶ Head, Digital Scholarship Strategy
 - ▶ John.novak@unlv.edu
- ▶ Liaison Librarians
 - ▶ Every Subject Area
 - ▶ <https://www.library.unlv.edu/about/biblio.html>

