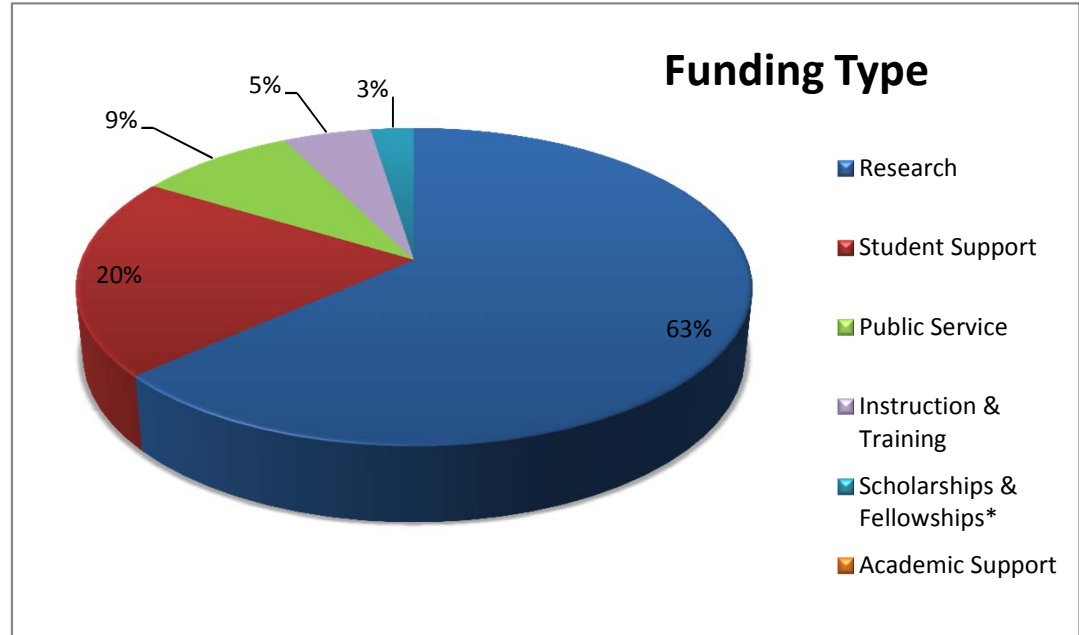
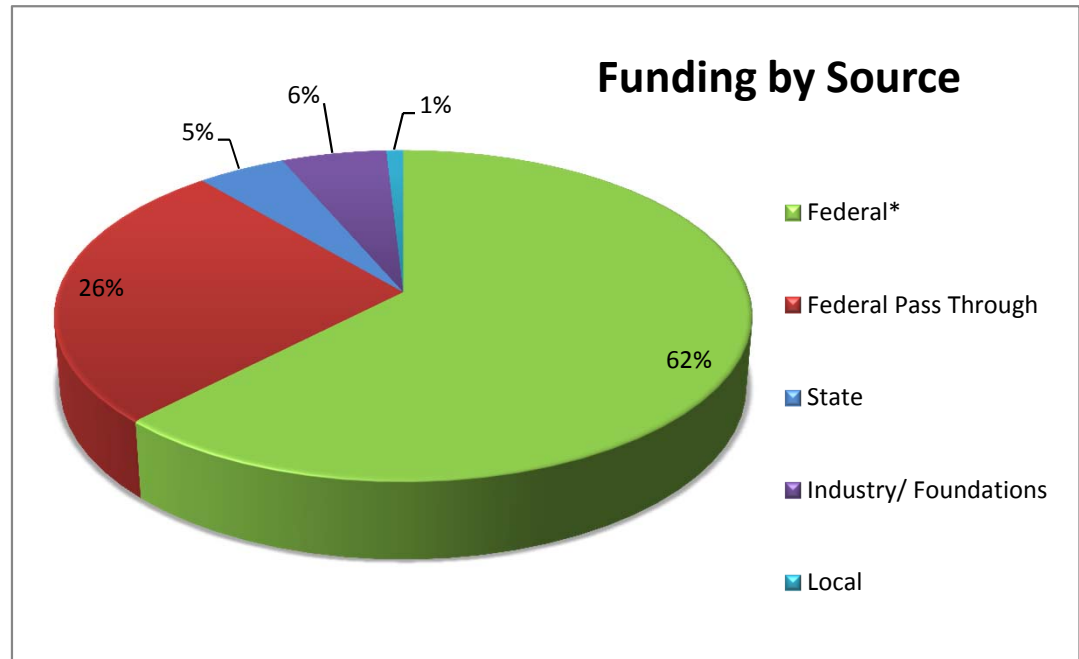


UNLV Award Data for FY 15 (7/1/14 - 6/30/15)

FUNDING TYPE	Awards	Amount
Research	262	32,082,224
Student Support	17	10,327,900
Public Service	59	4,489,162
Instruction & Training	19	2,525,616
Scholarships & Fellowships*	9	1,222,263
Academic Support	1	11,175
Total	367	\$50,658,340

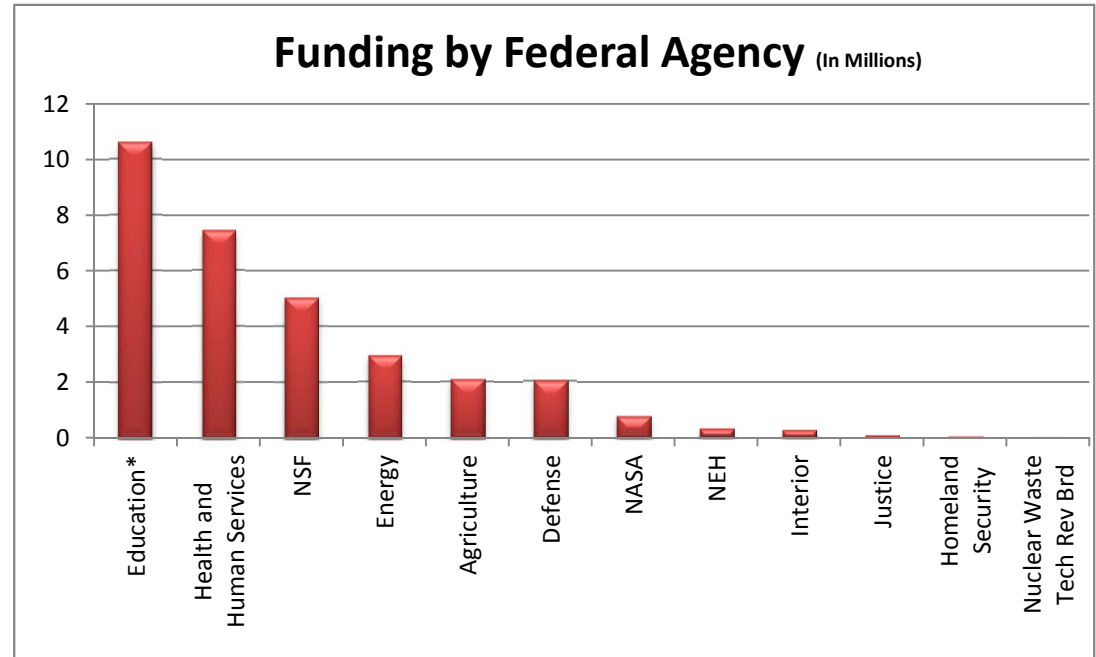


SOURCES OF FUNDING	Awards	Amount
Federal*	131	31,562,706
Federal Pass Through	141	13,430,417
State	47	2,381,089
Industry/ Foundations	42	2,830,597
Local	6	453,531
Total	367	\$50,658,340

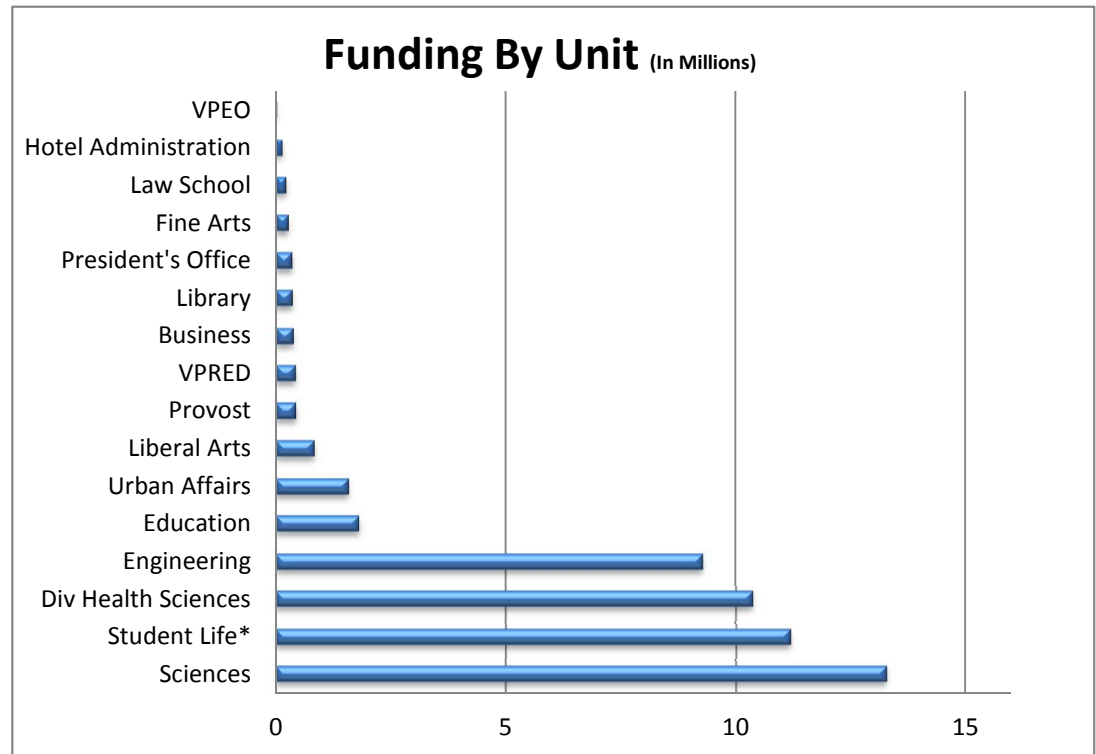


* Beginning in FY08 Financial Aid data was removed from Sponsored Program Reporting

FEDERAL AGENCY	Awards	Amount
Education*	18	10,609,228
Health and Human Services	26	7,434,903
NSF	41	5,033,916
Energy	18	2,935,896
Agriculture	2	2,098,145
Defense	8	2,030,771
NASA	7	753,747
NEH	1	311,070
Interior	7	259,412
Justice	1	59,618
Homeland Security	1	30,000
Nuclear Waste Tech Rev Brd	1	6,000
Total	131	\$31,562,706



FUNDING BY COLLEGE/UNIT	Awards	Amount
Sciences	109	13,253,233
Student Life*	20	11,163,804
Div Health Sciences	59	10,350,011
Engineering	103	9,266,658
Education	22	1,776,332
Urban Affairs	10	1,558,050
Liberal Arts	8	815,220
Provost	6	427,205
VPRED	2	419,500
Business	10	362,335
Library	2	343,770
President's Office	2	337,605
Fine Arts	6	253,837
Law School	4	202,780
Hotel Administration	2	116,000
VPEO	2	12,000
Total	367	\$50,658,340



* Beginning in FY08 Financial Aid data was removed from Sponsored Program Reporting