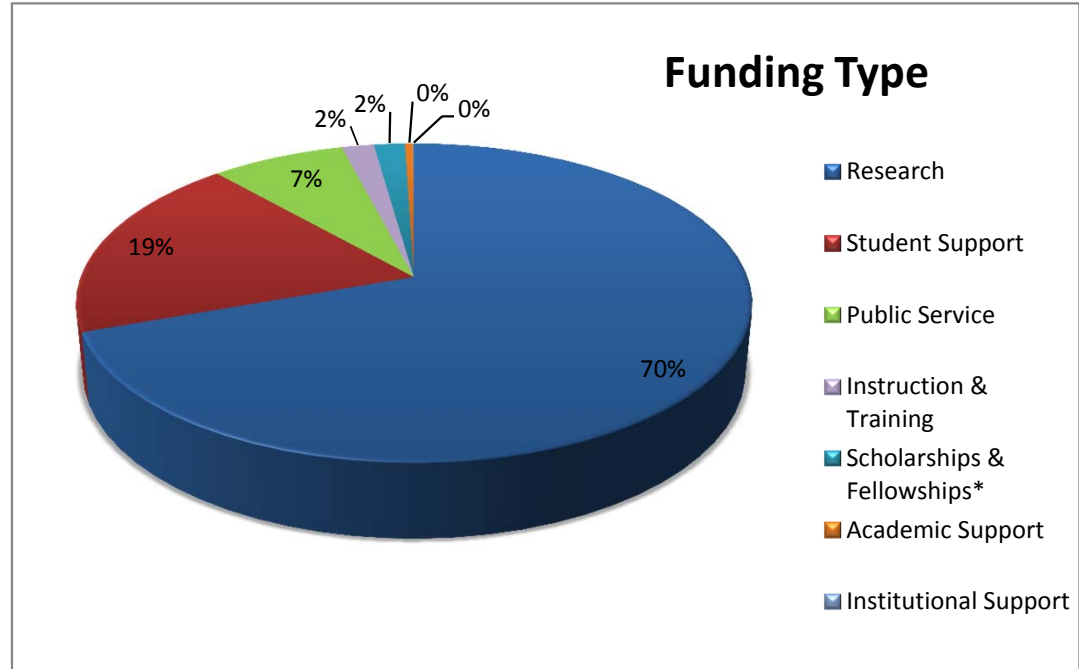
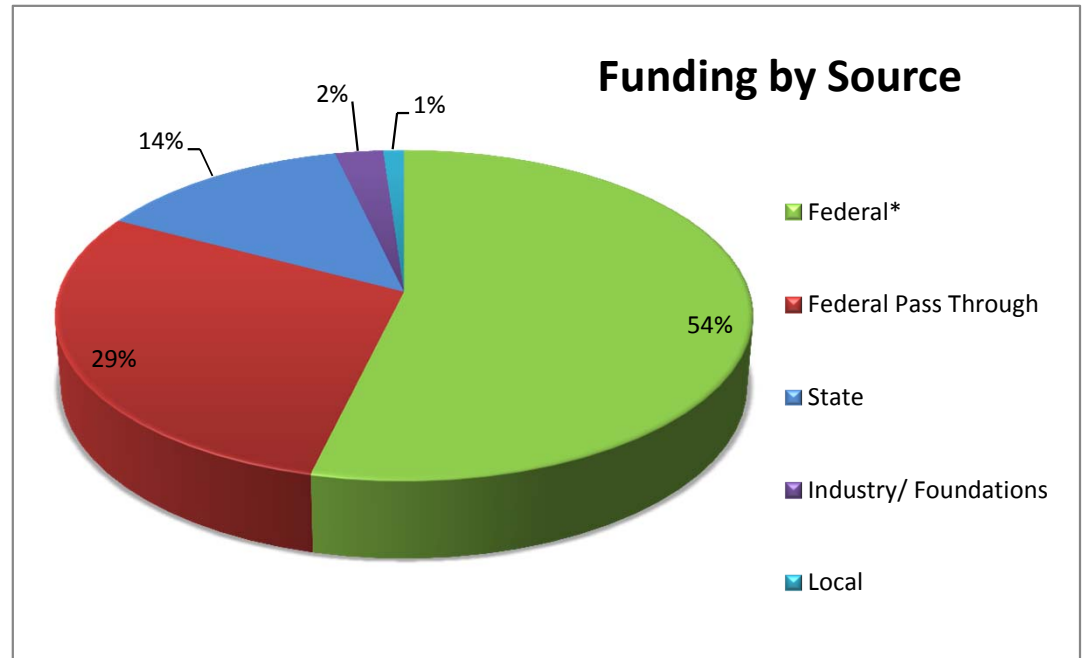


## UNLV Award Data for FY 14 (7/1/13 - 6/30/14)

<b>FUNDING TYPE</b>	<b>Awards</b>	<b>Amount</b>
Research	268	41,477,222
Student Support	22	11,272,524
Public Service	62	4,479,899
Instruction & Training	15	1,072,456
Scholarships & Fellowships*	7	1,037,749
Academic Support	2	268,912
Institutional Support	1	27,390
<b>Total</b>	<b>377</b>	<b>\$59,636,152</b>

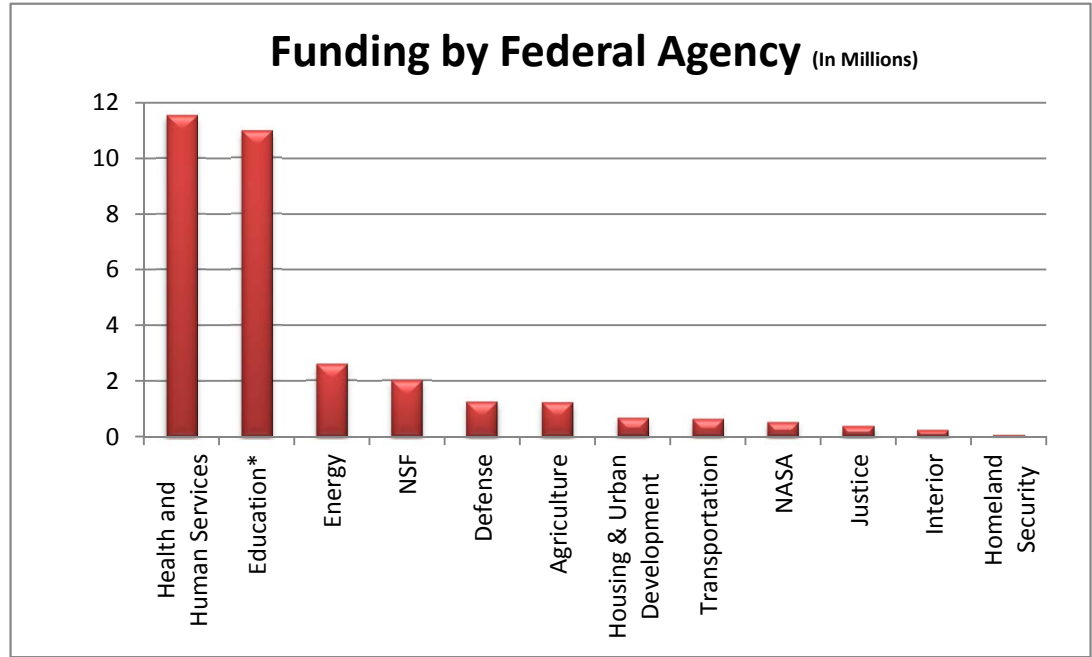


<b>SOURCES OF FUNDING</b>	<b>Awards</b>	<b>Amount</b>
Federal*	108	32,058,182
Federal Pass Through	164	17,295,145
State	41	8,098,629
Industry/ Foundations	51	1,524,526
Local	13	659,670
<b>Total</b>	<b>377</b>	<b>\$59,636,152</b>

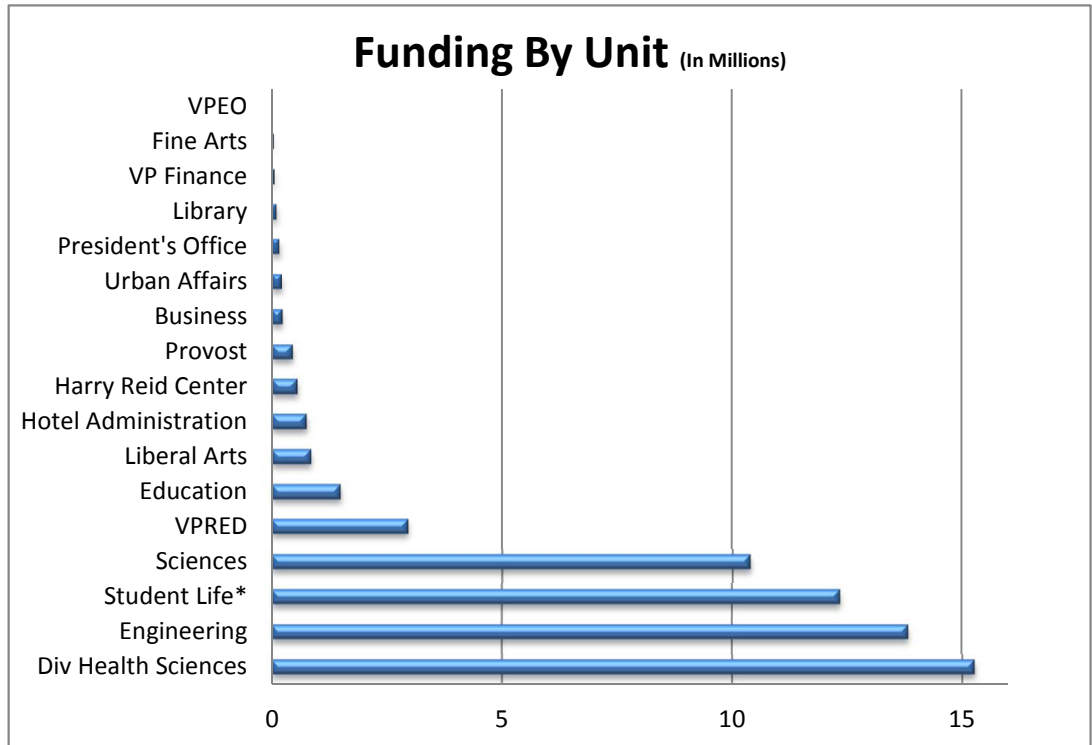


\* Beginning in FY08 Financial Aid data was removed from Sponsored Program Reporting

<b>FEDERAL AGENCY</b>	<b>Awards</b>	<b>Amount</b>
Health and Human Services	28	11,553,418
Education*	20	10,978,736
Energy	8	2,600,000
NSF	19	2,021,274
Defense	7	1,248,366
Agriculture	3	1,221,516
Housing & Urban Development	1	650,000
Transportation	11	622,044
NASA	3	515,399
Justice	2	364,534
Interior	5	232,895
Homeland Security	1	50,000
<b>Total</b>	<b>108</b>	<b>\$32,058,182</b>



<b>FUNDING BY COLLEGE/UNIT</b>	<b>Awards</b>	<b>Amount</b>
Div Health Sciences	67	15,269,848
Engineering	122	13,836,444
Student Life*	27	12,352,815
Sciences	74	10,390,364
VPRED	8	2,959,494
Education	24	1,482,536
Liberal Arts	11	848,129
Hotel Administration	6	747,208
Harry Reid Center	7	534,661
Provost	5	442,737
Business	5	226,540
Urban Affairs	9	203,544
President's Office	1	155,080
Library	1	100,000
VP Finance	3	46,910
Fine Arts	6	34,357
VPEO	1	5,485
<b>Total</b>	<b>377</b>	<b>\$59,636,152</b>



\* Beginning in FY08 Financial Aid data was removed from Sponsored Program Reporting