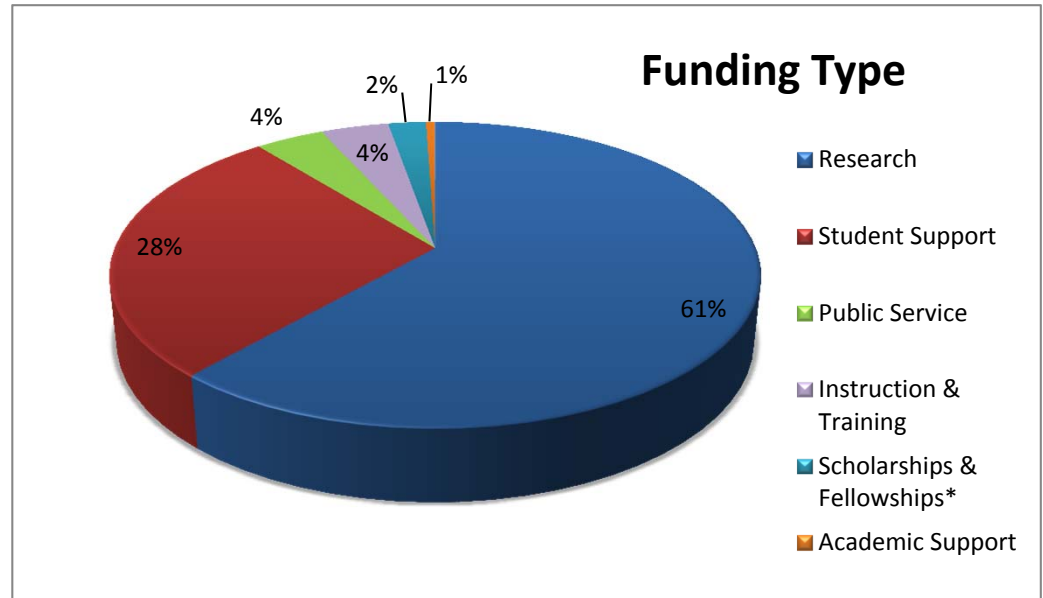
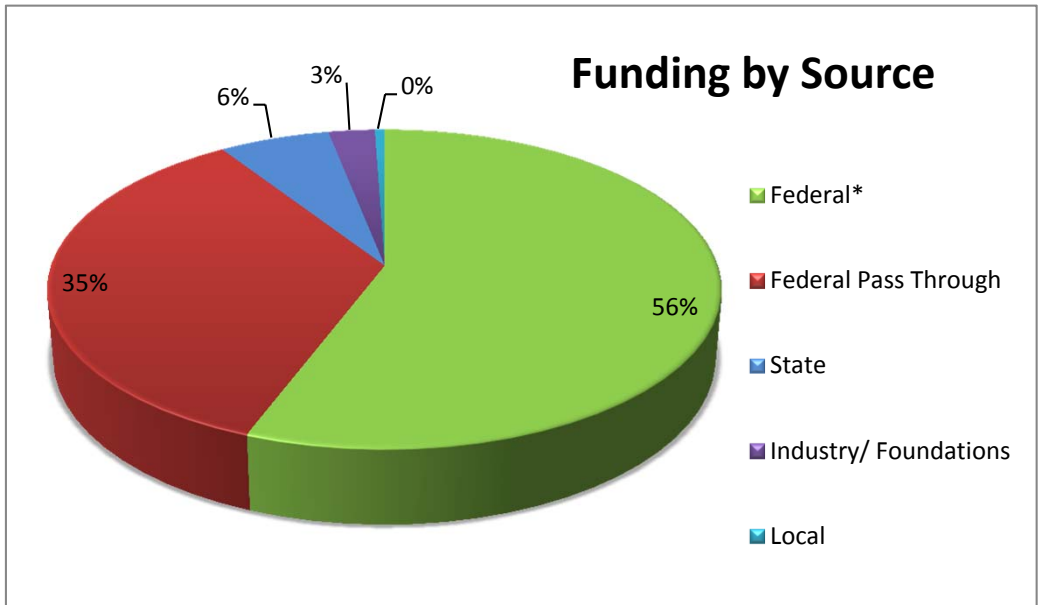


UNLV Award Data for FY 13 (7/1/12 - 6/30/13)

FUNDING TYPE	Awards	Amount
Research	237	26,585,099
Student Support	23	11,963,978
Public Service	61	1,739,848
Instruction & Training	16	1,722,272
Scholarships & Fellowships*	9	960,500
Academic Support	2	232,882
Total	348	\$43,204,579

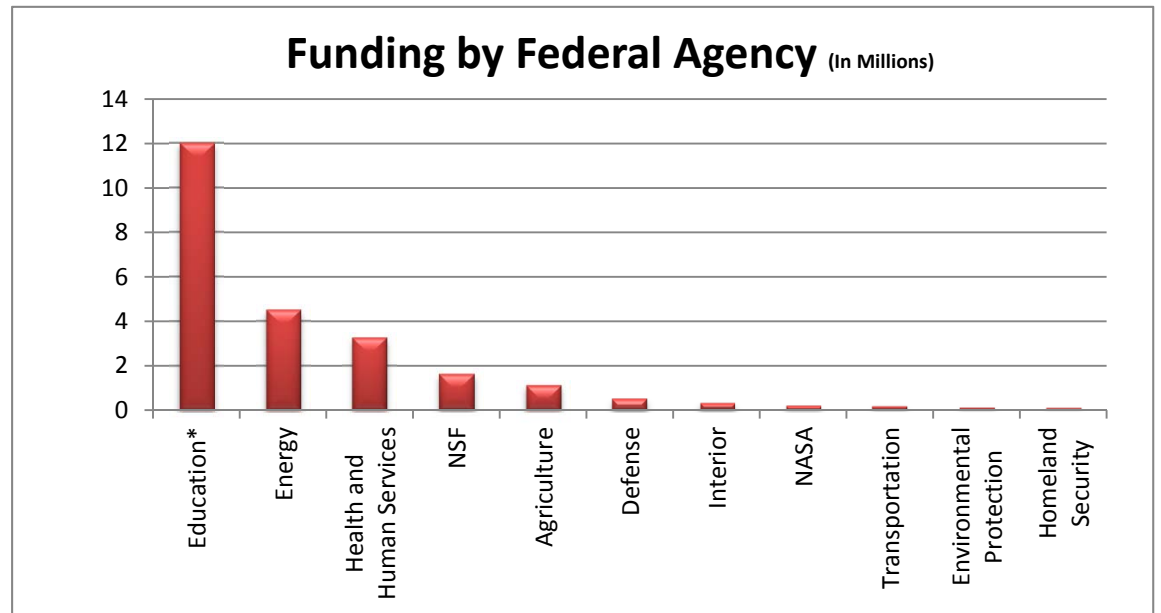


SOURCES OF FUNDING	Awards	Amount
Federal*	100	24,114,628
Federal Pass Through	164	15,100,973
State	33	2,643,988
Industry/ Foundations	43	1,108,267
Local	8	236,723
Total	348	\$43,204,579

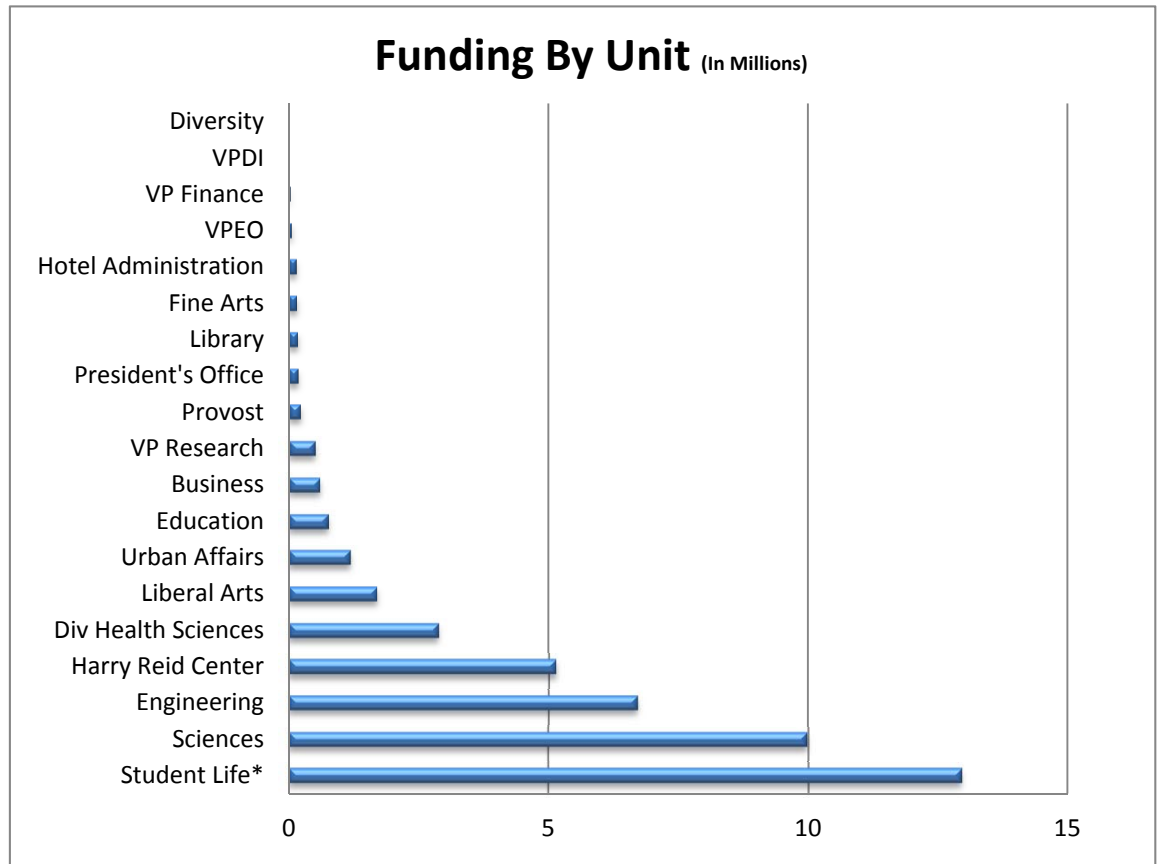


* Beginning in FY08 Financial Aid data was removed from Sponsored Program Reporting

FEDERAL AGENCY	Awards	Amount
Education*	24	12,038,321
Energy	14	4,544,069
Health and Human Services	20	3,289,522
NSF	16	1,628,708
Agriculture	3	1,142,772
Defense	5	538,245
Interior	9	329,140
NASA	3	222,111
Transportation	4	165,114
Environmental Protection	1	116,626
Homeland Security	1	100,000
Total	100	\$24,114,628



FUNDING BY COLLEGE/UNIT	Awards	Amount
Student Life*	30	12,939,843
Sciences	81	9,969,716
Engineering	69	6,698,306
Harry Reid Center	36	5,130,004
Div Health Sciences	45	2,865,540
Liberal Arts	26	1,681,012
Urban Affairs	10	1,164,958
Education	18	749,091
Business	6	591,527
VP Research	6	492,733
Provost	2	216,000
President's Office	2	171,117
Library	2	169,435
Fine Arts	6	150,890
Hotel Administration	3	141,477
VPEO	3	47,279
VP Finance	1	23,862
VPDI	1	1,200
Diversity	1	589
Total	348	\$43,204,579



* Beginning in FY08 Financial Aid data was removed from Sponsored Program Reporting