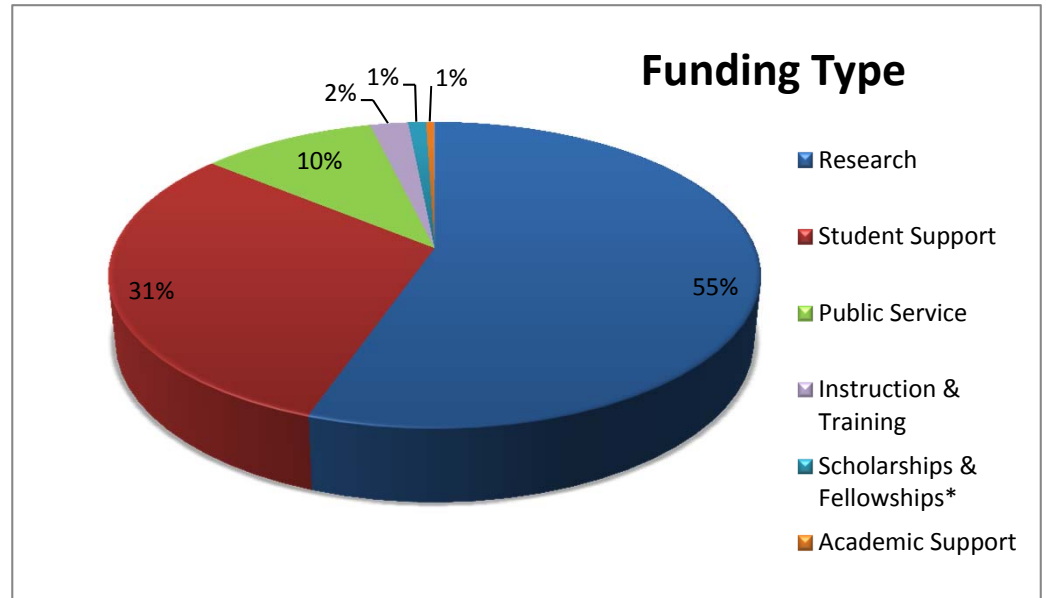
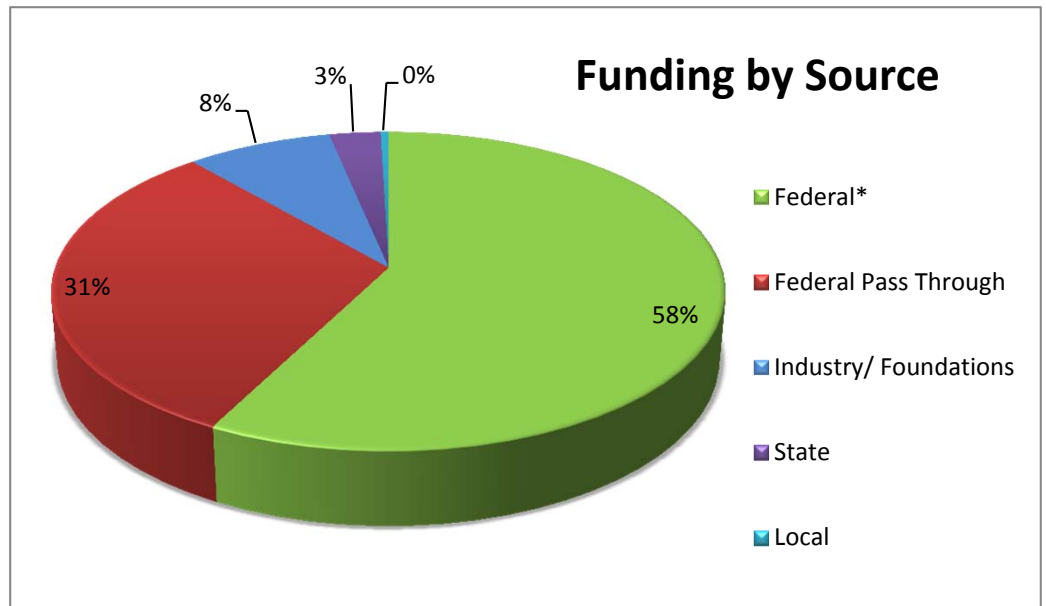


UNLV Award Data for FY 12 (7/1/11 - 6/30/12)

FUNDING TYPE	Awards	Amount
Research	278	22,565,629
Student Support	23	12,476,510
Public Service	55	4,184,909
Instruction & Training	13	912,431
Scholarships & Fellowships*	10	430,171
Academic Support	4	202,566
Total	383	\$40,772,216



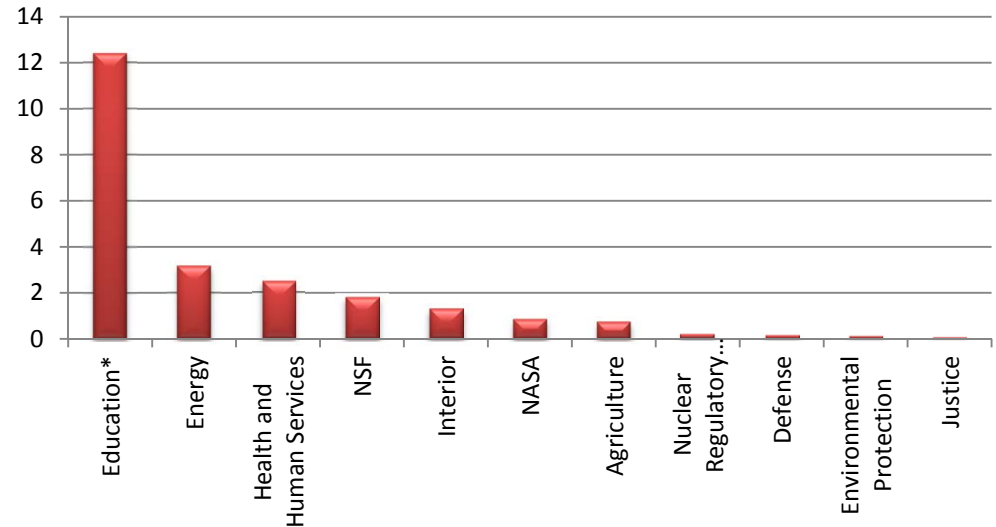
SOURCES OF FUNDING	Awards	Amount
Federal*	95	23,482,282
Federal Pass Through	217	12,655,355
Industry/ Foundations	33	3,295,223
State	32	1,159,410
Local	6	179,946
Total	383	\$40,772,216



* Beginning in FY08 Financial Aid data was removed from Sponsored Program Reporting

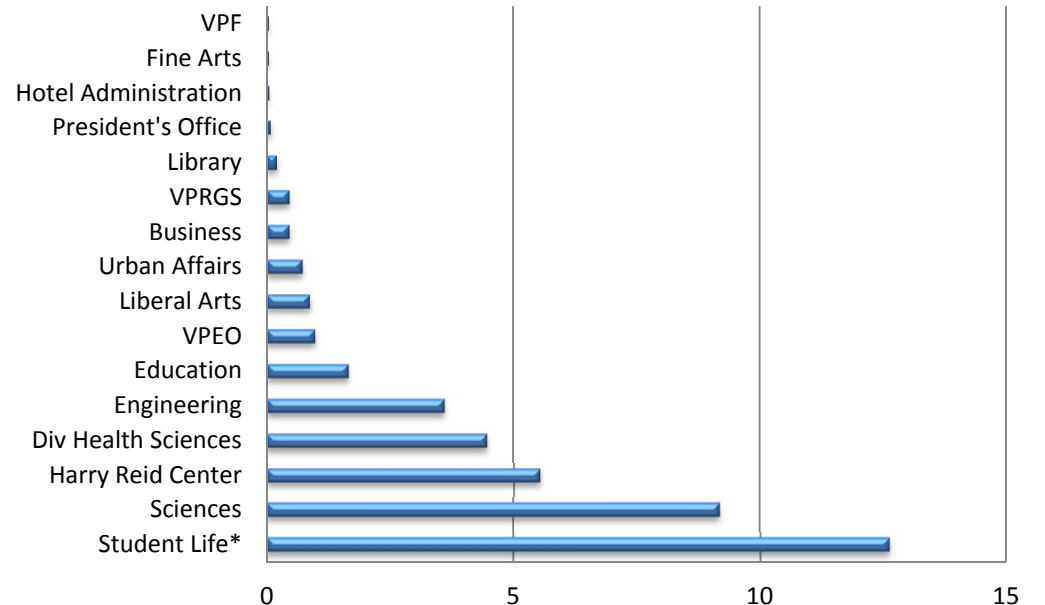
FEDERAL AGENCY	Awards	Amount
Education*	24	12,433,485
Energy	9	3,200,000
Health and Human Services	8	2,512,490
NSF	18	1,826,925
Interior	19	1,315,094
NASA	10	876,423
Agriculture	3	770,298
Nuclear Regulatory Commission	1	198,660
Defense	1	156,957
Environmental Protection	1	119,765
Justice	1	72,185
Total	95	\$23,482,282

Funding by Federal Agency (In Millions)



FUNDING BY COLLEGE/UNIT	Awards	Amount
Student Life*	26	12,610,063
Sciences	90	9,176,634
Harry Reid Center	60	5,524,268
Div Health Sciences	53	4,460,179
Engineering	70	3,579,029
Education	25	1,634,610
VPEO	7	971,884
Liberal Arts	13	859,575
Urban Affairs	10	711,238
Business	11	447,725
VPRGS	9	445,829
Library	3	191,500
President's Office	1	63,413
Hotel Administration	2	38,004
Fine Arts	2	32,000
VPF	1	26,265
Total	383	\$40,772,216

Funding By Unit (In Millions)



* Beginning in FY08 Financial Aid data was removed from Sponsored Program Reporting