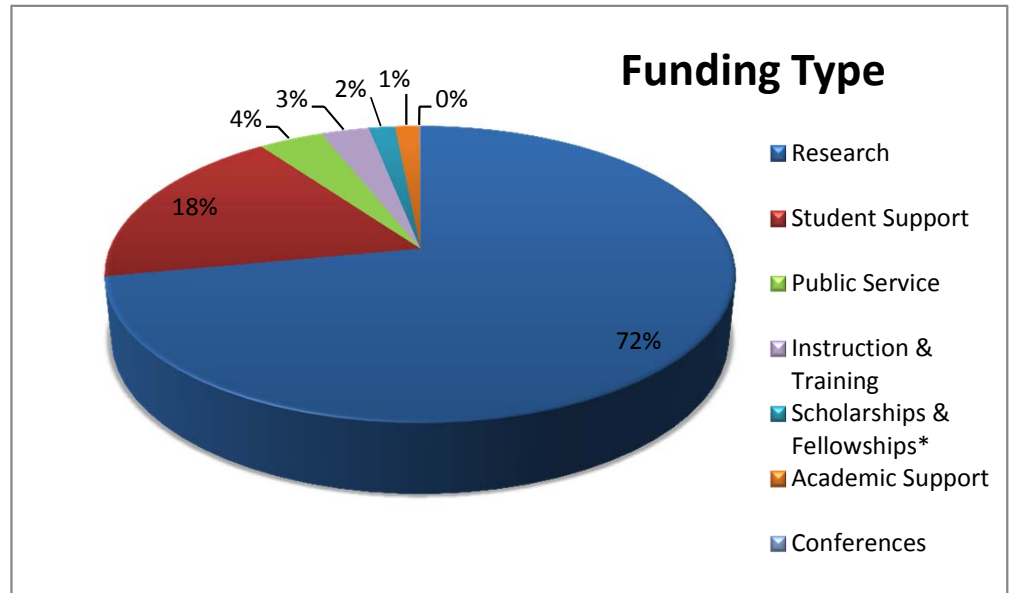
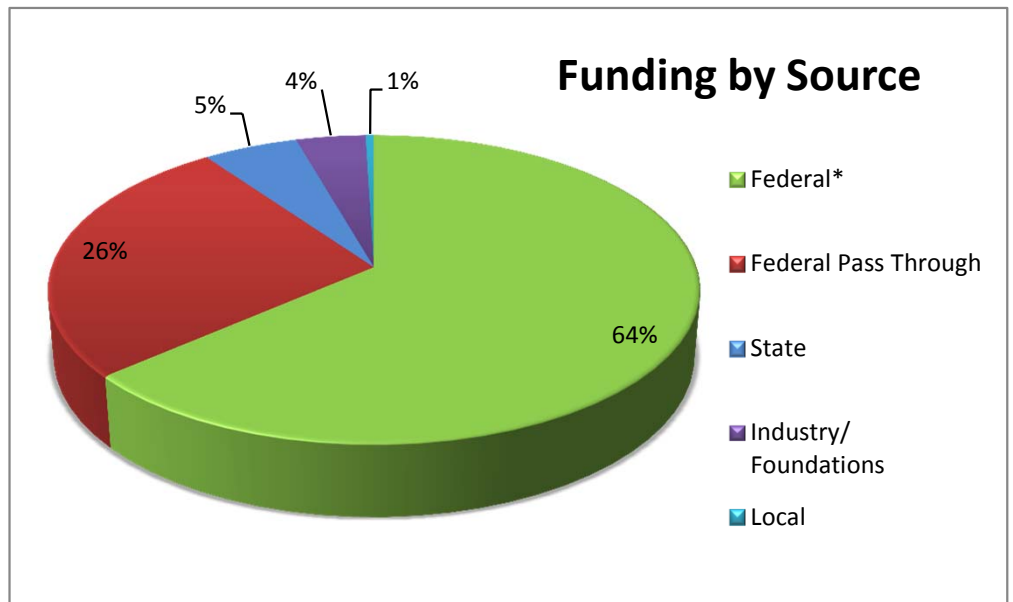


## UNLV Award Data for FY 11 (7/1/10 - 6/30/11)

<b>FUNDING TYPE</b>	<b>Awards</b>	<b>Amount</b>
Research	337	40,398,054
Student Support	21	10,114,886
Public Service	57	2,190,798
Instruction & Training	16	1,632,604
Scholarships & Fellowships*	8	892,151
Academic Support	7	825,709
Conferences	1	36,760
<b>Total</b>	<b>447</b>	<b>\$56,090,962</b>

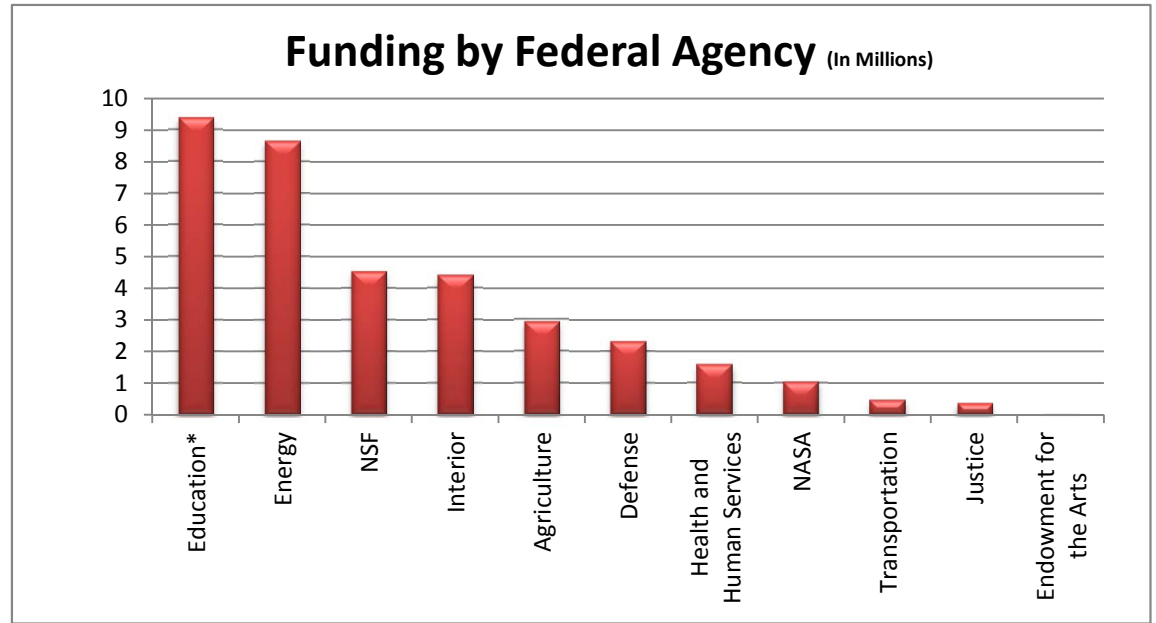


<b>SOURCES OF FUNDING</b>	<b>Awards</b>	<b>Amount</b>
Federal*	138	35,699,252
Federal Pass Through	221	14,849,462
State	35	3,049,166
Industry/ Foundations	42	2,226,276
Local	11	266,806
<b>Total</b>	<b>447</b>	<b>\$56,090,962</b>

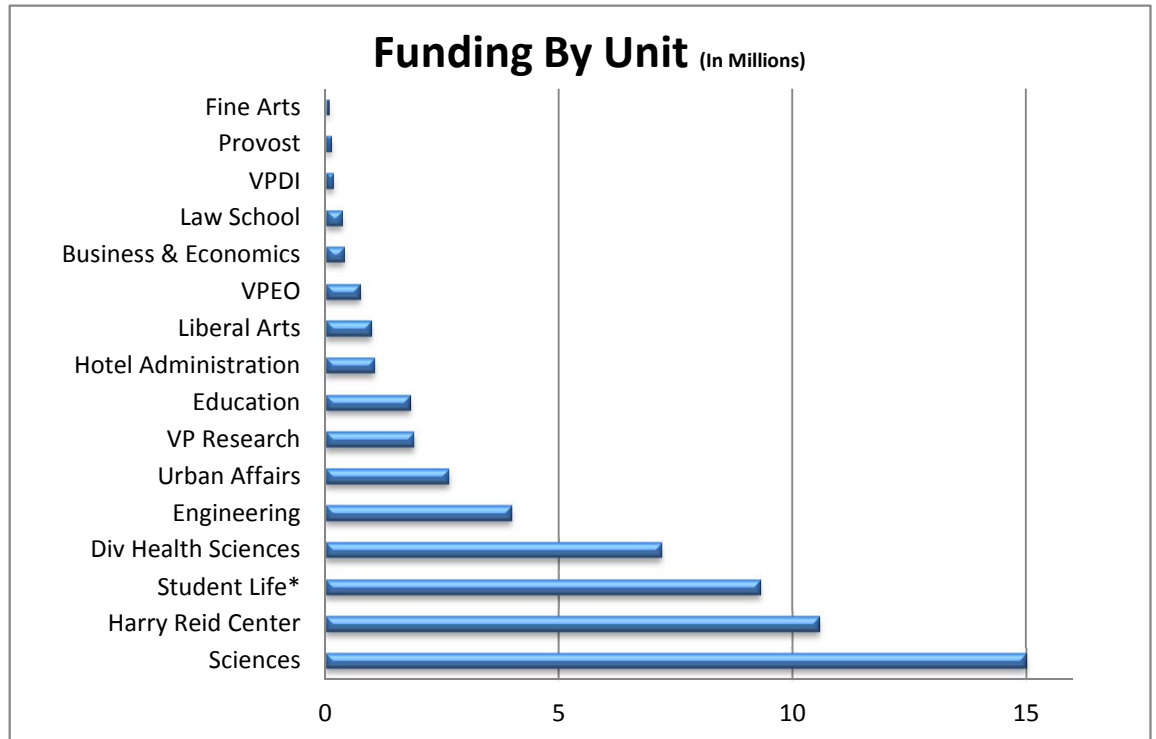


\* Beginning in FY08 Financial Aid data was removed from Sponsored Program Reporting

<b>FEDERAL AGENCY</b>	<b>Awards</b>	<b>Amount</b>
Education*	21	9,386,378
Energy	35	8,663,411
NSF	26	4,527,143
Interior	29	4,409,016
Agriculture	4	2,926,367
Defense	2	2,323,978
Health and Human Services	13	1,580,728
NASA	7	1,044,087
Transportation	1	463,400
Justice	2	364,744
Endowment for the Arts	1	10,000
<b>Total</b>	<b>141</b>	<b>\$35,699,252</b>



<b>FUNDING BY COLLEGE/UNIT</b>	<b>Awards</b>	<b>Amount</b>
Sciences	130	14,982,879
Harry Reid Center	51	10,554,986
Student Life*	21	9,286,600
Div Health Sciences	53	7,188,460
Engineering	77	3,969,314
Urban Affairs	26	2,631,512
VP Research	11	1,884,693
Education	37	1,792,527
Hotel Administration	5	1,041,181
Liberal Arts	15	962,091
VPEO	3	724,734
Business & Economics	11	380,441
Law School	1	350,000
VPDI	2	162,172
Provost	3	121,274
Fine Arts	4	58,098
<b>Total</b>	<b>450</b>	<b>\$56,090,962</b>



\* Beginning in FY08 Financial Aid data was removed from Sponsored Program Reporting