



THE PECULIAR CASE OF NEVADA'S HIGHER EDUCATION GOVERNANCE

ROBERT LANG, PH.D. | PROFESSOR & EXECUTIVE DIRECTOR
BROOKINGS MOUNTAIN WEST | THE LINCY INSTITUTE
GREENSPUN COLLEGE | UNIVERSITY OF NEVADA, LAS VEGAS

Who Am I?—A College Professor



**Executive Director of
Brookings Mountain
West/The Lincy Institute**



**Senior Fellow at The
Brookings Institution
in Washington, DC**



**Urban/Public Affairs
Professor at UNLV's
Greenspun College**

First: A Disclaimer



**The Views Expressed in
This Talk are Mine: Please
Do Not Yell at UNLV**



**College Faculty are Here
to Stir the Pot and Raise
Tough Questions**

**If NV Can't Handle Open
Discourse on its Higher
Ed—It is in Real Trouble**

So Why the Word Peculiar?



**I Find the Way We Govern
Higher Education in Nevada
to be a Bit Odd When
Compared to Many Other
More Successful States**

**I am Not Referring to the Fact
that We Elect Regents, But
Rather to the Entire
Governance Structure, Which
Confuses Administration With
Governance**

But, Before That...



Some R&D Performance Metrics Show Nevada Lags Virtually All Other States in Research and Innovation Output



Our Underperformance in Many Student Success Outcomes is Well Known, That Extends to Research Performance as Well

Our Univ. R&D Output Lags Behind

University/ Universities	City/ Cities	University R&D (\$ Millions)
Univ. of Arizona	Tucson	\$588,088
Colorado State Univ.	Fort Collins	\$307,978
Oregon State Univ.	Corvallis	\$230,963
Mississippi State Univ.	Starkeville	\$209,729
U. of Central Florida	Orlando	\$185,555
Kansas State Univ.	Manhattan	\$184,945
Utah State Univ.	Logan	\$164,892
Univ. of Alaska	Fairbanks	\$155,769
North Dakota State U.	Fargo	\$154,437
New Mexico State U.	Las Cruces	\$134,262
UNLV/UNR	Las Vegas/Reno	\$126,772

Source: National Science Foundation, R&D Expenditures in 2014

Even Mississippi Leads Nevada

With Only 4/5ths NV's GDP, MS Has Far Better Academic Capacity

	Mississippi	Nevada
Population, 2015	2,992,333	2,890,845
Income Per Capita	\$20,628 (50th)	\$26,589 (27th)
Total State GDP	\$109.1 Billion	\$136.9 Billion
University R&D, 2013	\$402.8 Million	\$125.7 Million
STEM Ph.Ds., 2013	259	145
STEM Post Docs, 2013	192	105
STEM Grad Students	3,851	2,315

Research 1 Doctoral Universities

- ❑ Nevada Remains the Most Populous State By Far With no Carnegie “R1” Doctoral University
- ❑ UNR—The Only 19th Century University With a Med School in a State Over 1,000,000 not R1
- ❑ UNR and UNLV are at the Same Carnegie R2 Rank and USN&WR Bottom 1/3 National Univ.
- ❑ Five States With Less Population Than NV Have R1 Universities: NM, NE, WV, HI and DE

Yet, Nevada Spends Big on Higher Ed

State	\$ Per FTE in 2014	State Rank
Arizona	\$5,171	36
Colorado	\$3,022	48
Mississippi	\$6,514	21
Nevada	\$7,016	17
New Jersey	\$5,520	31
Oregon	\$4,214	46
Utah	\$5,506	32
Virginia	\$4,779	42

Source: State Higher Education Executive Officers Association

Now Lets Compare NSHE to SCHEV



SCHEV is the State Council of Higher Education in Virginia and is the Administrative Agency in Old Dominion—But Does Not Govern



In Nevada, the Governing and System Administration Functions are at Times Overlapping, Confused, and Conflated

Some People Say Break up NSHE

- That is Really Not the Point...There is, For Example, Just One System Office in Virginia
- The System Office in Virginia Acts Like a System Office...Colleges Have Separate Boards
- In Feb 2005, Nevada Higher Ed Adopted a New All Powerful Super Agency Structure
- Presidents at Each School Are Now Branch Managers of One Common University/College

NSHE is a “Single Entity”

- ❑ Do Not Take My Word For it, Consider the View of Board of Regents Chair Rick Trachok
- ❑ In the *Las Vegas Review-Journal* on November 8, 2015, Trachok States That:
 - ❑ “In the past, we’ve treated each of our eight institutions as separate legal entities... (but) we're a single legal entity...”
- ❑ Everything’s NSHE—It is a “Single” Institution

Regents Think They are NSHE Regents

- The “Board of Regents of the University of Nevada” GOVERNS the University of Nevada
- Despite That Legal Status, Some Regents Do Not Identify as State University Regents
- Try Telling the Board of Visitors at Virginia Tech That They are the “SCHEV Board of Visitors”
- Or Try Telling the Northern Virginia Community College, “College Board” the Same Thing

Clearly, We Elect State Univ. Regents

REGENT, STATE UNIVERSITY		
DISTRICT 12		
6 YEAR TERM		
VOTE FOR ONE		
Anderson, Andrea	NP	<input type="radio"/>
Hammargren, Lonnie "Doc"	NP	<input type="radio"/>

Sample Ballot for Clark County, NV in 2012

NSHE vs SCHEV: Institutions



SCHEV Has 15 “4-Year Public Colleges” Including 4 R1 Univ. and 18 “2-Year Community Colleges”, Plus 44 Non-Profit or Proprietary Schools (77 Schools)



NSHE Has 2 Univ., 1 Four-Year College, 4 “Community Colleges”, and a Research Institute. Note the Feds Classify CSN, WNC, and GBC as Four-Year Colleges

NSHE vs SCHEV: Branding



SCHEV—As a System—Leads NSHE in Virtually Every Metric. Yet, SCHEV is Just a System Office So Its Power and Brand are Limited.




NSHE, By Contrast, Maintains a Powerful, Almost Overwhelming Brand. The Following Slides Show the Difference Between the Two System Offices Based on Google Searches.

NSHE BOR vs. SCHEV BOV



“NSHE Board of Regents” in Quotes Yielded 2,890 Results




“SCHEV Board of Visitors” in Quotes Yielded 6 Results

NSHE Researchers/SCHEV Researchers



**“NSHE Researchers”
in Quotes Yielded 540
Results**




**“SCHEV Researchers”
in Quotes Yielded 1
Result**

NSHE Faculty vs. SCHEV Faculty



**“NSHE Faculty” in
Quotes Yielded 1,890
Results**




**“SCHEV Faculty” in
Quotes Yielded 247
Results**

NSHE Students vs. SCHEV Students



**“NSHE Students” in
Quotes Yielded 1,020
Results**




**“SCHEV Students” in
Quotes Yielded 83
Results**

So I Got to Thinking...

- Right Now, Nevada Has NSHE Students, NSHE Researchers, NSHE Faculty, NSHE Grants
- What Other NSHE Branded Assets are Missing?
- If, We Are a Single Entity—And NSHE is Talking Single Student Applications, Consolidated Police Departments, and Other Functions
- Plus the NSHE System Office Has a State Appropriation That Exceeds 4 of its 8 Branches

The Next Logical Step is NSHE Sports!



Yes, The Fightin' Bureaucrats!

- ❑ The Fightins Can't Audible, But They Can Audit Their Way Down Any Opponents Hallway**
- ❑ The Fightins Secret Weapon—Tripping Up Other Teams with Red Tape and Regulations**
- ❑ After All, NSHE “Owns” All the Collegiate Sports Arenas and Stadiums as a “Single Legal Entity”**
- ❑ Forget the Wolf Pack, Forget the Rebs, The New College Team to Fear—The Fightin Bureacrats!**

Final Thoughts...



**Reform University and
College Governance—*Real*
Community College Boards**

**Form Senate and Assembly
Higher Education/Economic
Development Committees**

**Note—These Changes Cost
the State Zero And Higher Ed
in Most Places Runs This Way**

CC-Led Economic Development

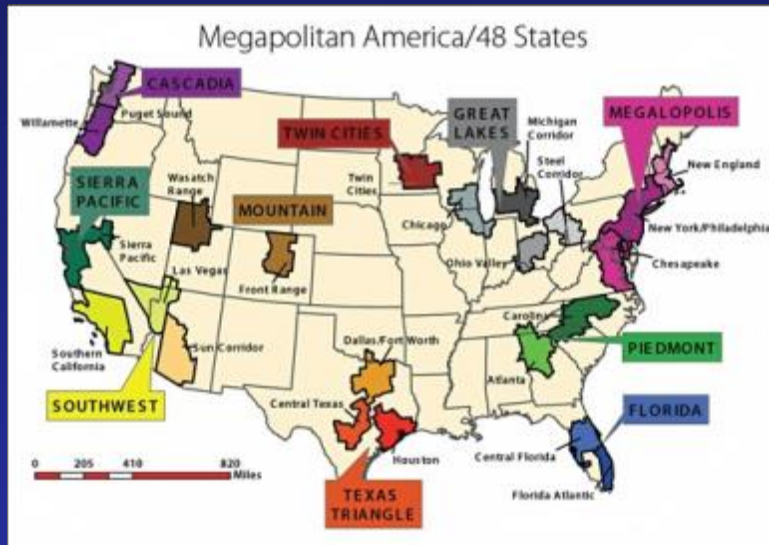


**Community Colleges Need
More Secure Funding and
Access to New Revenue**

**And Need a Volunteer Army
of Industry/Civic Leaders on
Real CC *Governing* Boards**

**CC Workforce Development
May Take Priority Over
Other Higher Ed Investment**

For Now, the Blanche DuBois Economy



The Map Shows Robert Lang’s “Megapolitan Geography” of the U.S. Note that Las Vegas Lies in the “Southwest Megapolitan Cluster.” North Las Vegas Applied This Geography to Highlight Workforce Options for Faraday.

The Table Shows the Southwest’s Advanced Industry Workers. Las Vegas is in the 2nd Biggest Cluster in the U.S.

Metropolitan Area	Advanced Industry Jobs
Las Vegas, NV	30,810
Los Angeles, CA	512,890
Phoenix, AZ	152,920
Riverside, CA	63,690
Tucson, AZ	34,130
San Diego, CA	176,280

Conclusion...

**If Your State is Different and
Performs Well, You Are a Model**

**If Your State is Different and
Performs Poorly, Change Things**

**Thank
You**