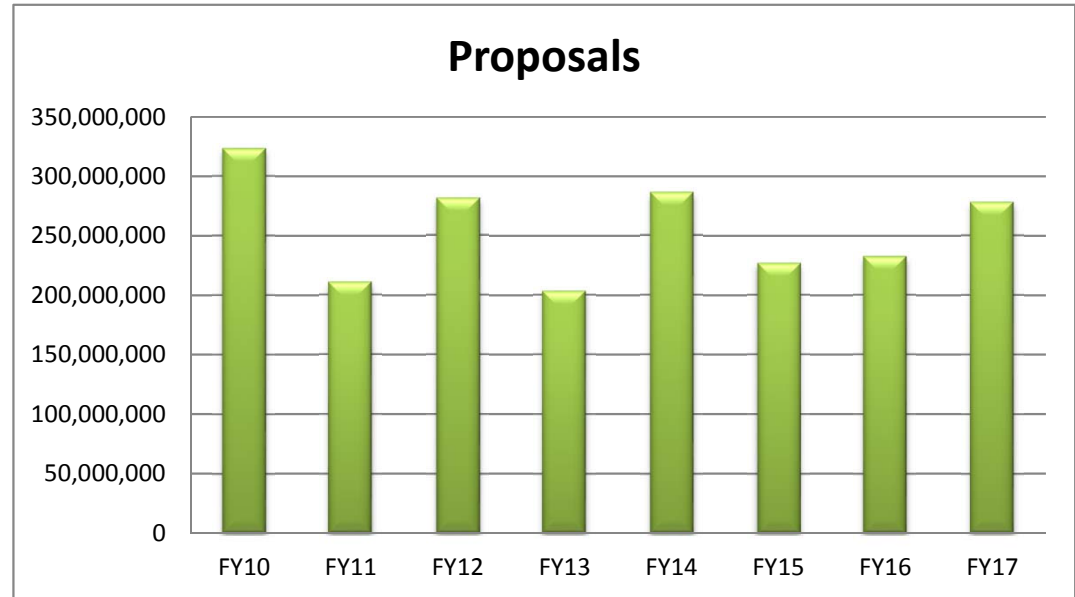


8-Year Summary of Sponsored Program Activity FY10 - FY17

PROPOSALS

FY10	\$323,327,776
FY11	\$210,857,602
FY12	\$281,270,704
FY13	\$203,337,011
FY14	\$286,087,223
FY15	\$226,756,850
FY16	\$232,302,785
FY17	\$278,257,596

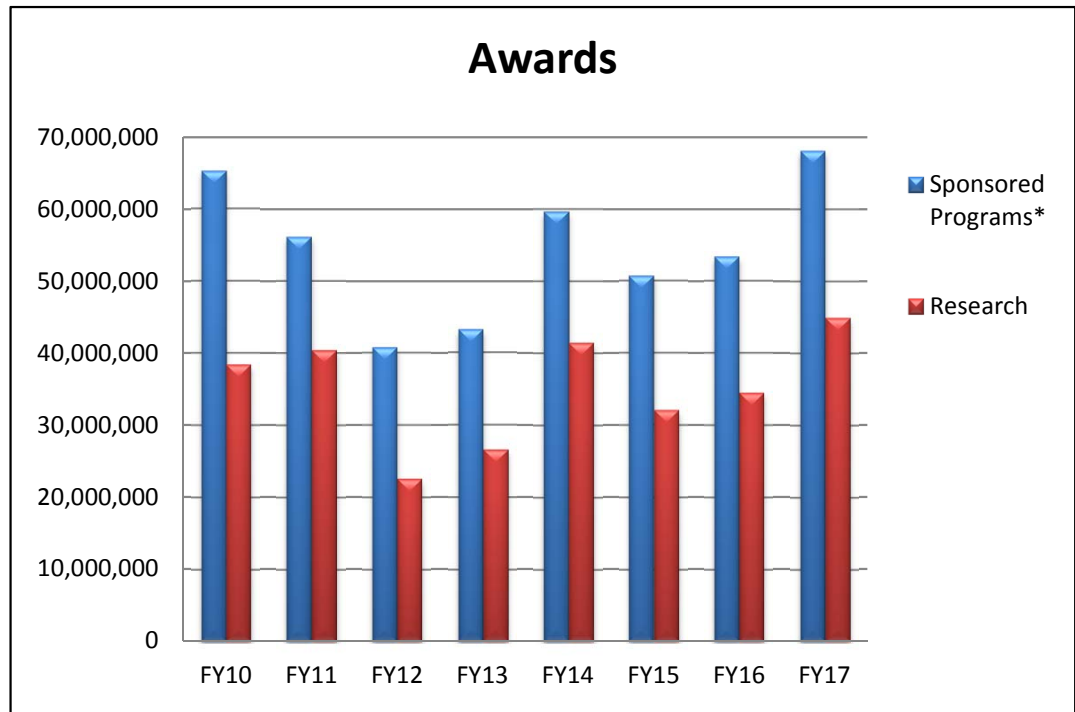
AVG **\$255,274,693**



AWARDS

	Sponsored Programs*	Research
FY10	\$65,222,872	\$38,381,001
FY11	\$56,090,962	\$40,398,054
FY12	\$40,772,216	\$22,565,629
FY13	\$43,204,579	\$26,585,099
FY14	\$59,636,152	\$41,477,222
FY15	\$50,658,340	\$32,082,224
FY16	\$53,357,694	\$34,493,983
FY17	\$68,095,941	\$44,924,000

AVG **\$54,629,845** **\$35,113,402**



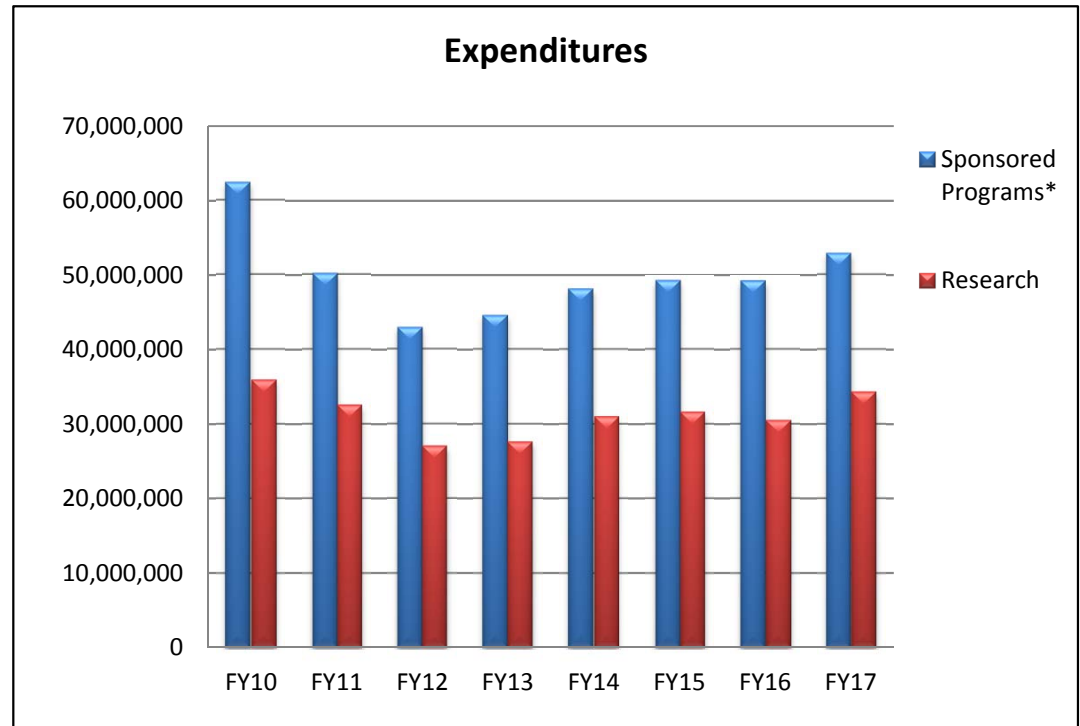
* Sponsored Programs includes Research, Instruction & Training, and Other Sponsored Activity (i.e. Public Service, Student Services, etc.),

EXPENDITURES

	Sponsored Programs*	Research
FY10	\$62,414,679	\$35,913,552
FY11	\$50,210,861	\$32,581,329
FY12	\$42,924,520	\$27,072,642
FY13	\$44,593,471	\$27,649,163
FY14	\$48,144,405	\$31,027,377
FY15	\$49,262,898	\$31,641,467
FY16	\$49,202,054	\$30,530,900
FY17	\$52,929,528	\$34,329,627

AVG \$49,960,302 \$31,343,257

* Sponsored Programs includes Research, Instruction & Training, and Other Sponsored Activity (i.e. Public Service, Student Services, etc.),



RECOVERED F&A

FY10	\$8,591,916
FY11	\$8,380,196
FY12	\$6,834,837
FY13	\$7,169,914
FY14	\$7,530,989
FY15	\$7,119,519
FY16	\$7,402,979
FY17	\$8,326,633

AVG \$7,669,623

