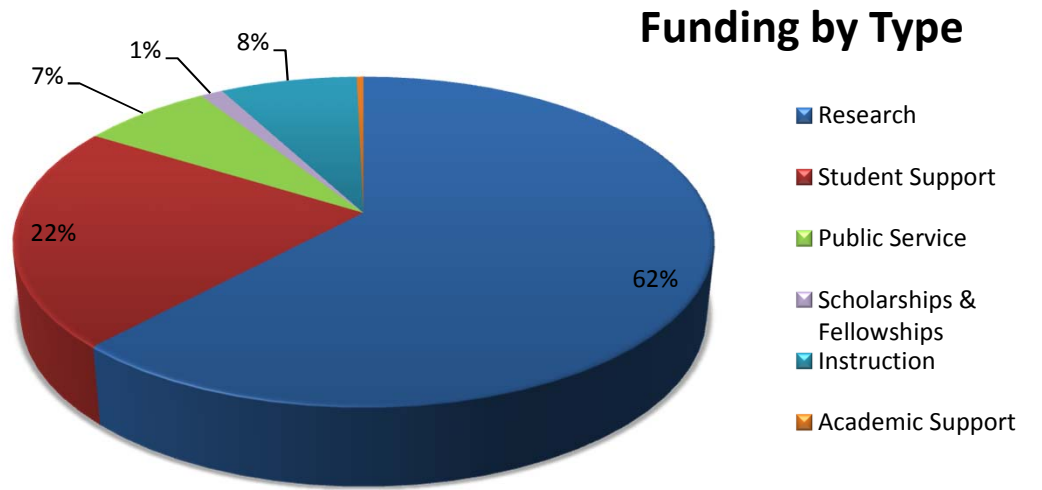
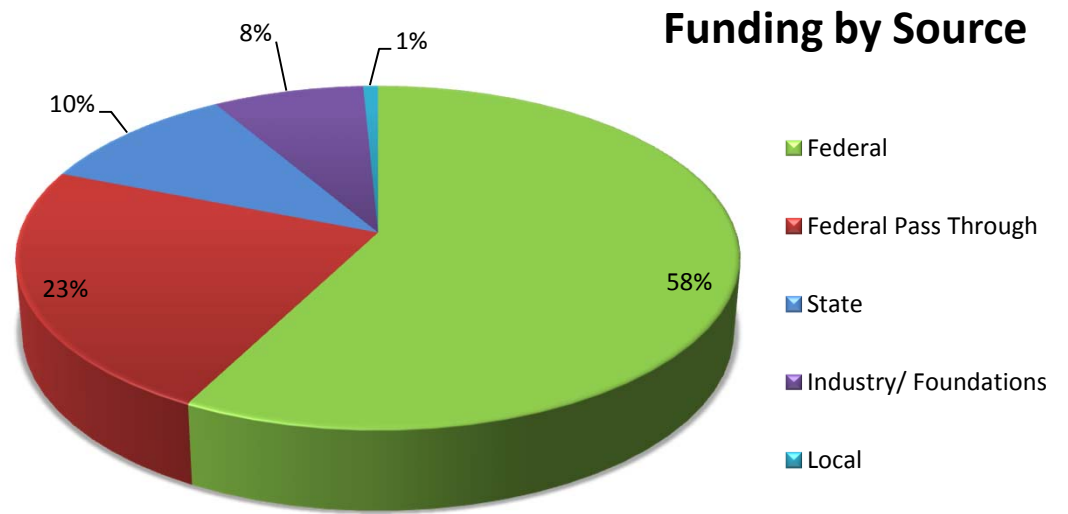


UNLV Award Data for FY 18 (7/1/17 - 6/30/18)

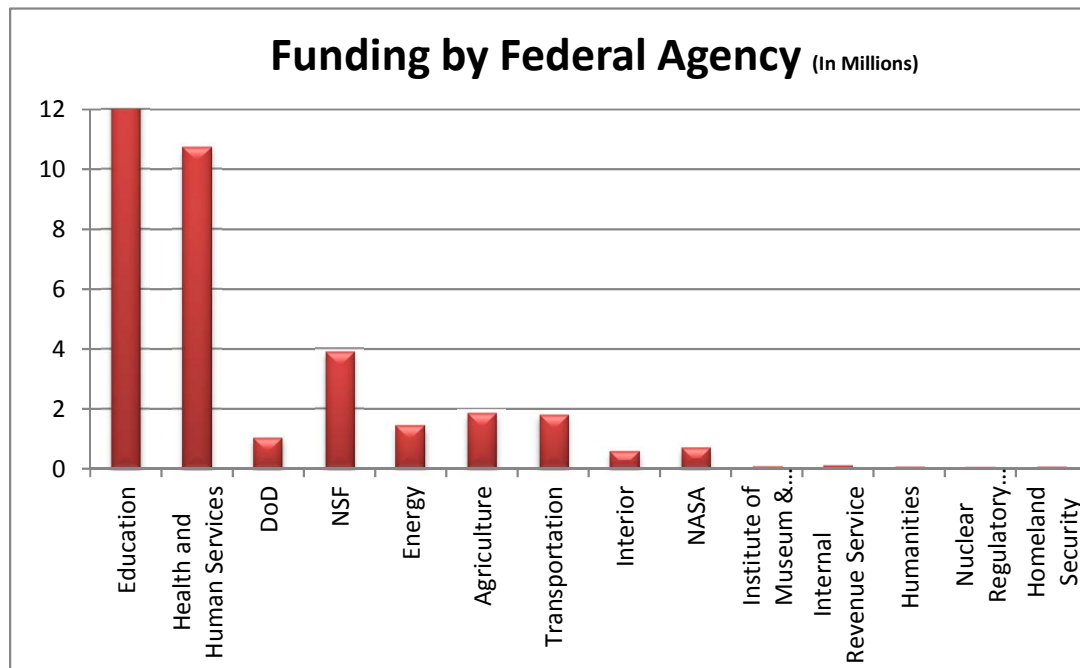
FUNDING TYPE	Awards	Amount
Research	247	39,226,515
Student Support	30	13,789,356
Public Service	59	4,494,611
Scholarships & Fellowships	10	783,820
Instruction	19	4,742,278
Academic Support	13	233,236
Total	378	\$63,269,816



FUNDING SOURCES	Awards	Amount
Federal	116	36,484,205
Federal Pass Through	158	14,761,873
State	43	6,627,808
Industry/ Foundations	47	4,914,302
Local	14	481,628
Total	378	\$63,269,816



FEDERAL AGENCY	Awards	Amount
Education	27	14,173,012
Health and Human Services	22	10,737,410
DoD	9	1,037,871
NSF	21	3,895,311
Energy	4	1,429,887
Agriculture	4	1,839,921
Transportation	5	1,796,900
Interior	12	584,350
NASA	7	695,317
Institute of Museum & Library	1	64,226
Internal Revenue Service	1	90,000
Humanities	1	50,000
Nuclear Regulatory Commission	1	40,000
Homeland Security	1	50,000
Total	116	\$36,484,205



FUNDING BY COLLEGE/UNIT	Awards	Amount
Health Sciences	73	10,940,784
Student Life	33	14,341,780
Engineering	87	9,506,024
Sciences	85	10,860,190
Education	27	2,061,945
Urban Affairs	6	1,792,811
VPRED	15	8,383,943
Liberal Arts	12	493,874
President	1	205,769
Provost	4	167,000
Library	6	1,017,063
Business	4	160,600
Fine Arts	8	160,727
Ed Outreach	1	55,000
Law School	3	198,000
Medicine	13	2,924,306
Hotel	0	0
VPF	0	0
Total	378	\$63,269,816

