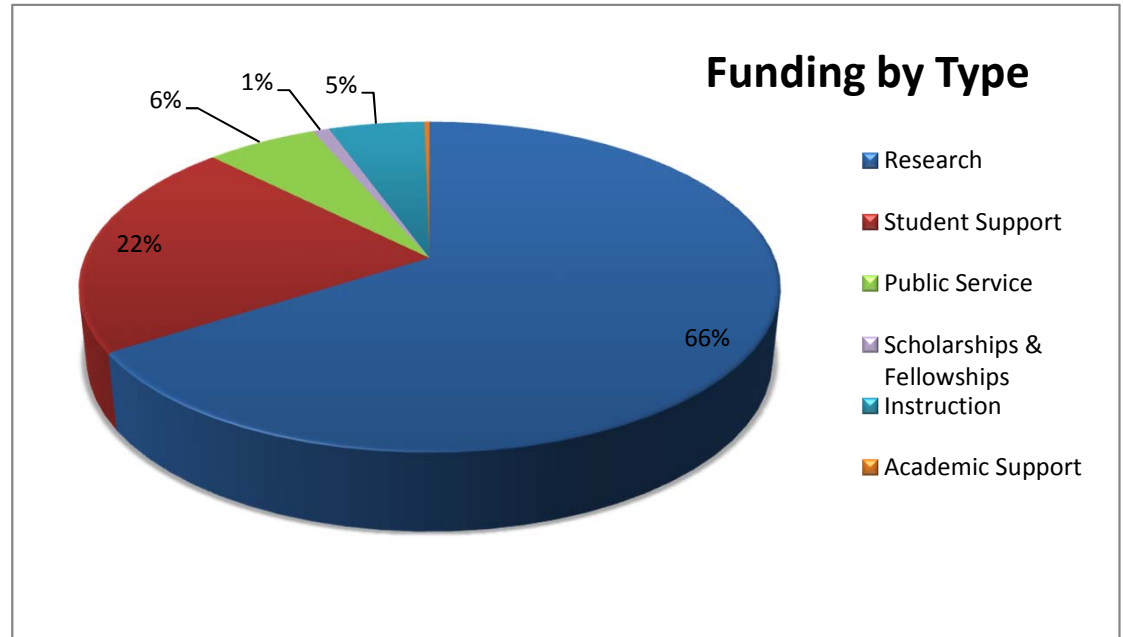
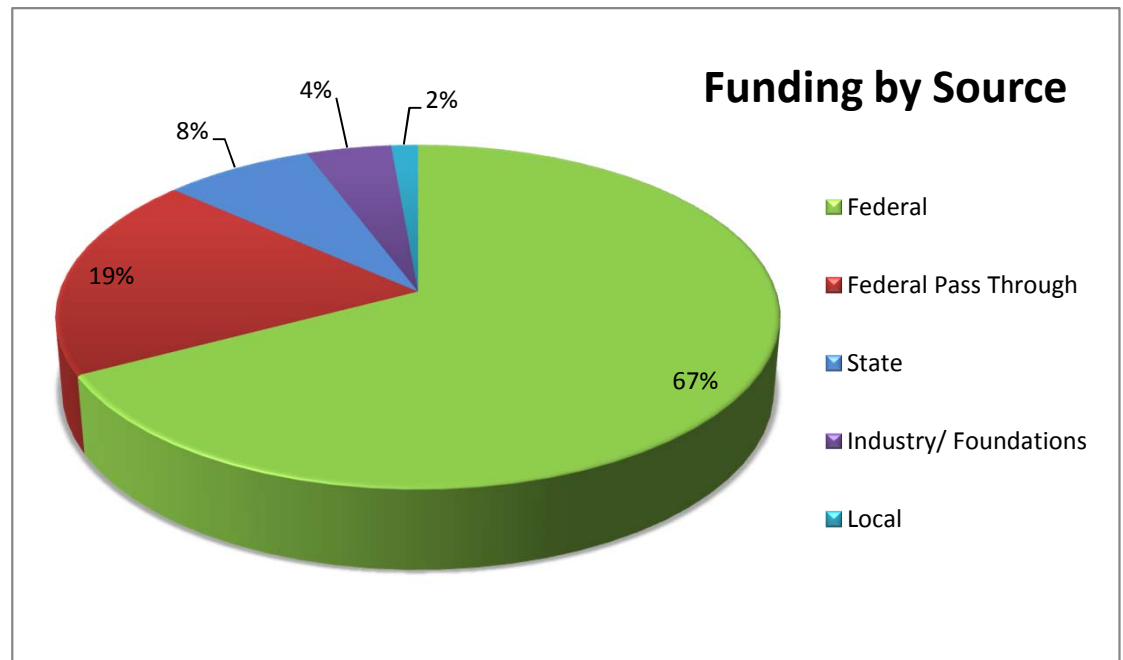


UNLV Award Data for FY 17 (7/1/16 - 6/30/17)

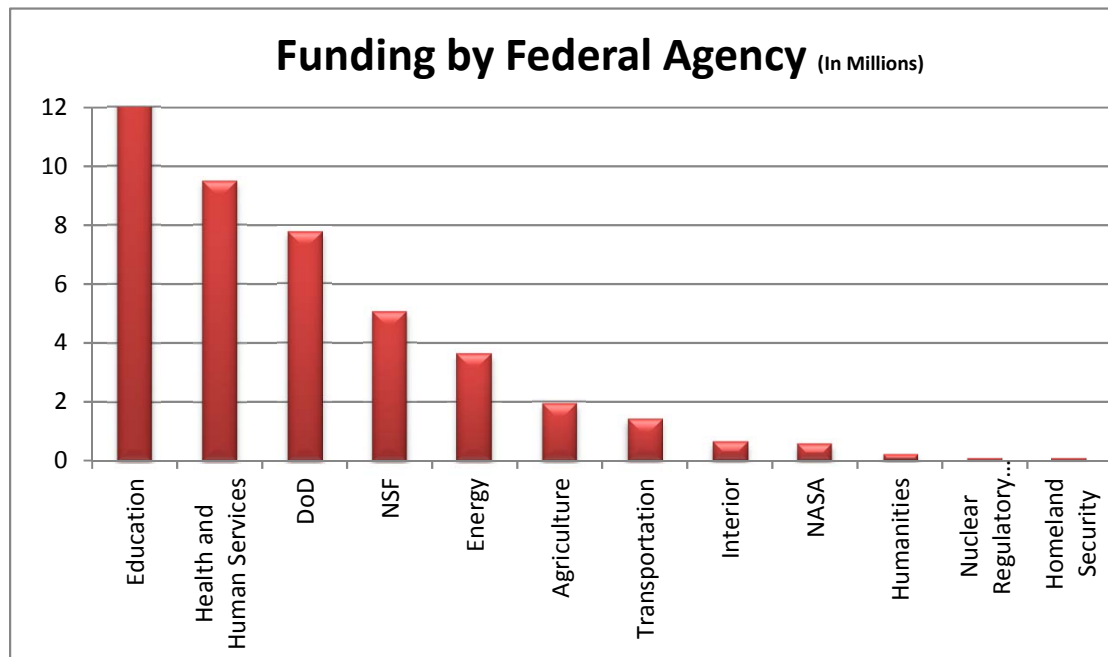
FUNDING TYPE	Awards	Amount
Research	280	44,924,000
Student Support	30	14,655,007
Public Service	71	4,139,707
Scholarships & Fellowships	7	615,917
Instruction	13	3,575,293
Academic Support	12	186,017
Total	413	\$68,095,941



FUNDING SOURCES	Awards	Amount
Federal	144	45,835,753
Federal Pass Through	156	13,105,596
State	49	5,237,037
Industry/ Foundations	52	2,977,947
Local	12	939,608
Total	413	\$68,095,941



FEDERAL AGENCY	Awards	Amount
Education	33	14,984,791
Health and Human Services	27	9,496,683
DoD	15	7,763,274
NSF	26	5,058,459
Energy	19	3,630,212
Agriculture	3	1,945,623
Transportation	1	1,402,200
Interior	11	640,711
NASA	6	574,633
Humanities	1	210,000
Nuclear Regulatory Commission	1	66,667
Homeland Security	1	62,500
Total	144	\$45,835,753



FUNDING BY COLLEGE/UNIT	Awards	Amount
Health Sciences	77	17,535,890
Student Life	33	15,156,419
Engineering	127	13,712,561
Sciences	80	11,104,918
Education	29	3,781,352
Urban Affairs	12	2,371,287
VPRED	11	1,748,770
Liberal Arts	16	1,447,266
President	3	364,739
Provost	5	230,357
Library	1	210,000
Business	6	179,561
Fine Arts	6	134,248
Ed Outreach	1	45,000
Law School	2	26,856
Medicine	2	25,598
Hotel	1	18,920
VPF	1	2,199
Total	413	\$68,095,941

