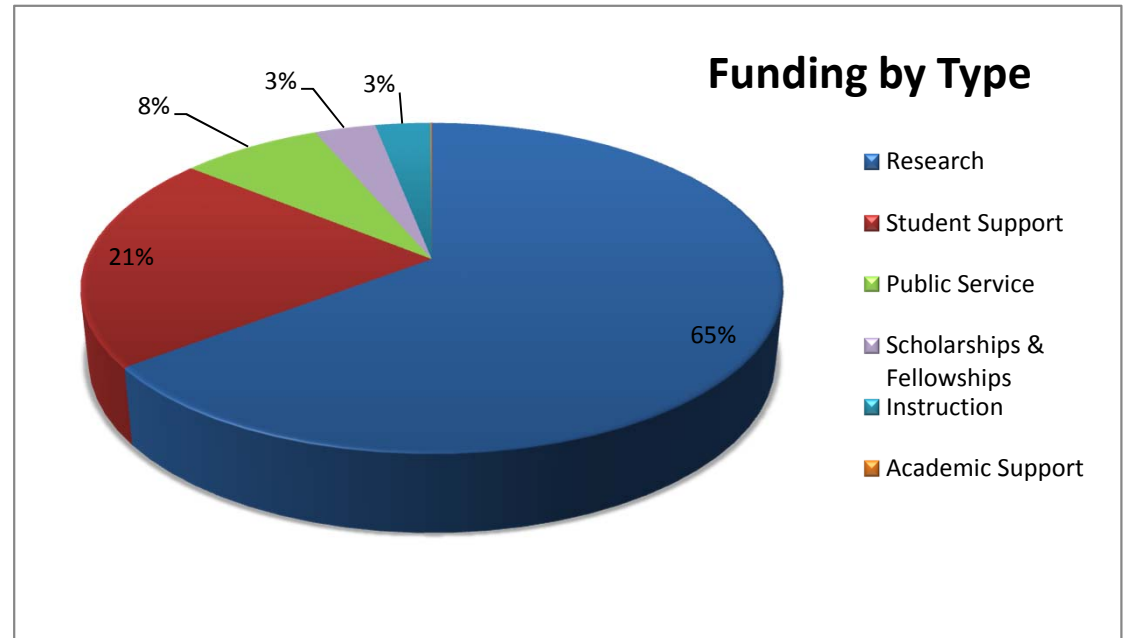
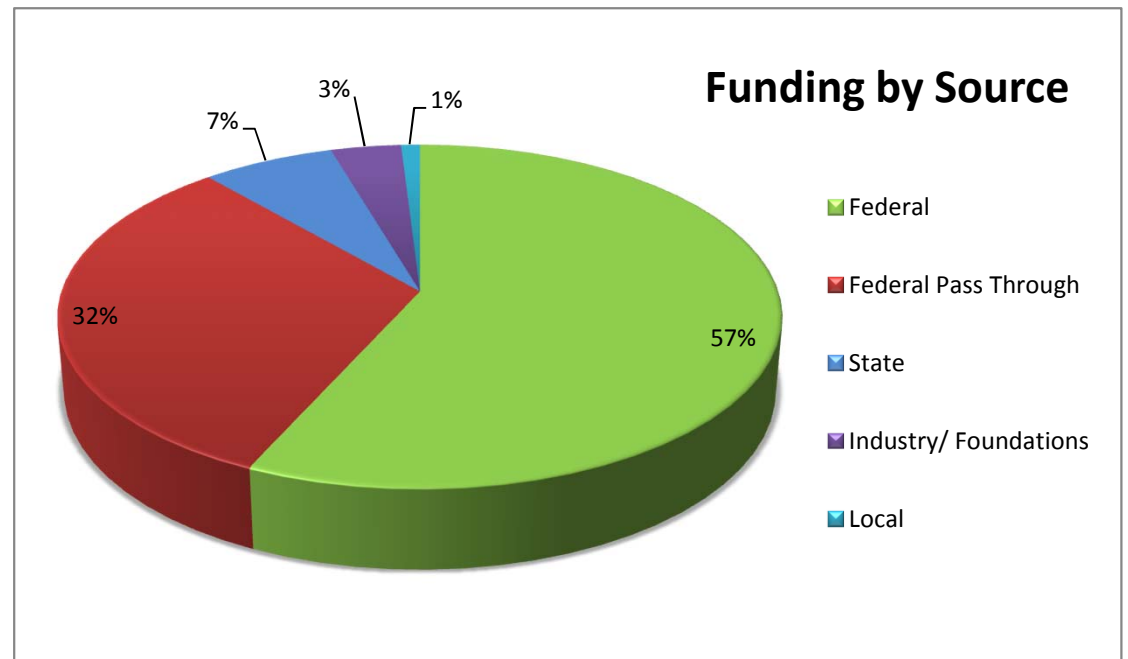


UNLV Award Data for FY 16 (7/1/15 - 6/30/16)

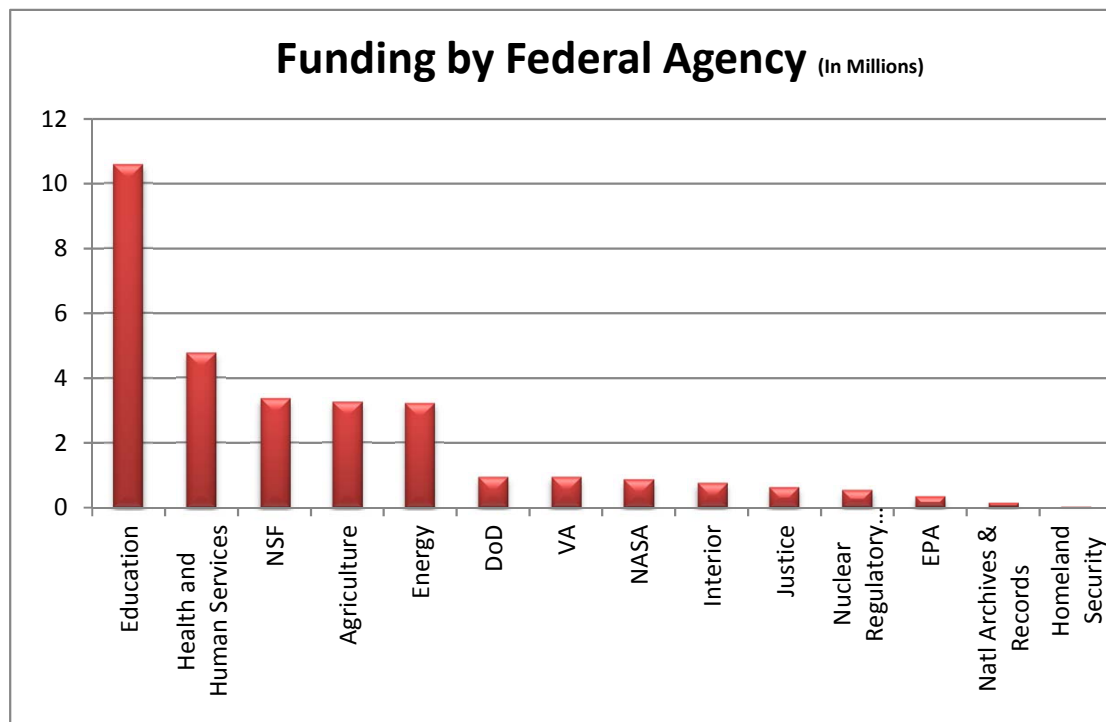
FUNDING TYPE	Awards	Amount
Research	270	34,493,983
Student Support	23	11,321,642
Public Service	62	4,113,114
Scholarships & Fellowships	20	1,785,018
Instruction	11	1,600,204
Academic Support	3	43,733
Total	389	\$53,357,694



FUNDING SOURCES	Awards	Amount
Federal	112	30,303,056
Federal Pass Through	181	16,971,584
State	33	3,639,163
Industry/ Foundations	51	1,927,426
Local	12	516,465
Total	389	\$53,357,694



FEDERAL AGENCY	Awards	Amount
Education	17	10,589,816
Health and Human Services	20	4,763,438
NSF	21	3,375,656
Agriculture	5	3,254,461
Energy	20	3,215,965
DoD	7	931,564
VA	1	928,429
NASA	6	865,846
Interior	9	744,756
Justice	1	623,607
Nuclear Regulatory Commission	2	530,268
EPA	1	329,650
Natl Archives & Records	1	129,600
Homeland Security	1	20,000
Total	112	\$30,303,056



FUNDING BY COLLEGE/UNIT	Awards	Amount
Sciences	108	14,842,211
Student Life	28	12,272,497
Engineering	91	7,609,823
Health Sciences	67	7,436,591
VPRED	12	3,525,192
Education	25	2,609,366
Urban Affairs	9	1,937,256
Liberal Arts	17	787,750
President's Office	3	667,741
Provost	6	554,443
Fine Arts	8	321,959
Business	6	272,149
Library	2	229,316
Law School	2	143,780
Hotel	3	130,172
VPF	2	17,448
Total	389	\$53,357,694

