

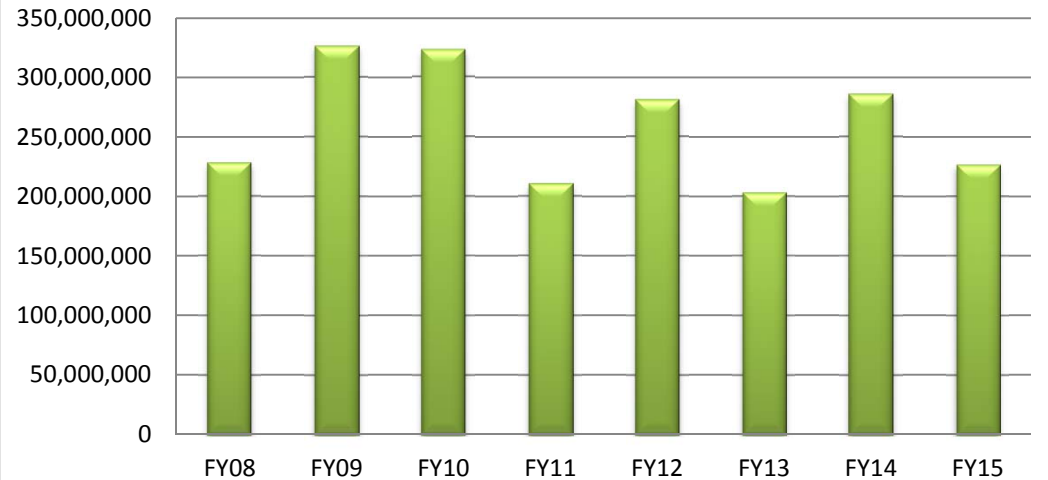
8-Year Summary of Sponsored Program Activity FY08 - FY15

PROPOSALS

FY08	\$228,366,587
FY09	\$326,594,089
FY10	\$323,327,776
FY11	\$210,857,602
FY12	\$281,270,704
FY13	\$203,337,011
FY14	\$286,087,223
FY15	\$226,756,850

AVG \$260,824,730

Proposals



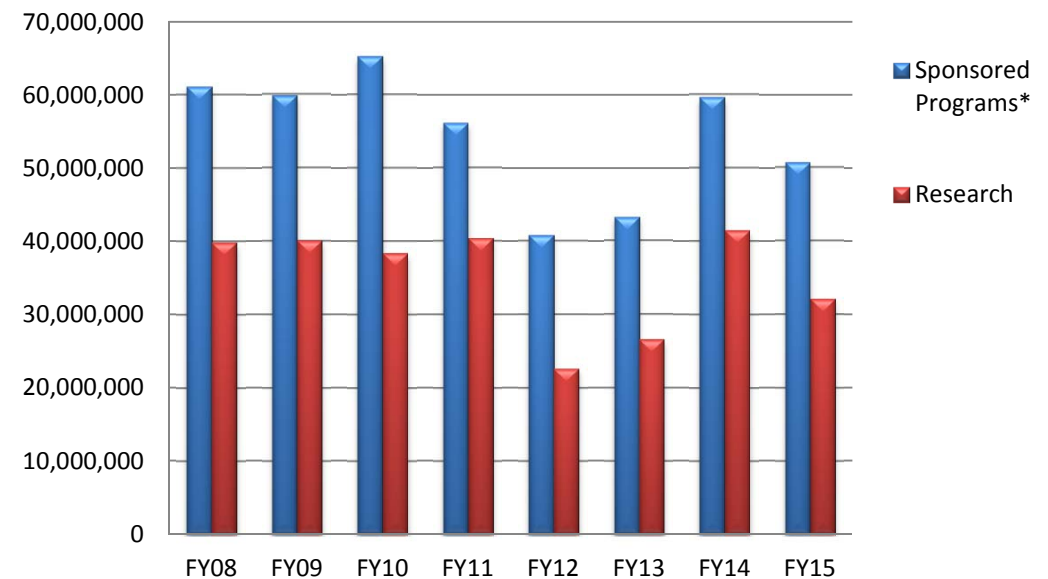
AWARDS

	Sponsored Programs*	Research
FY08	\$61,139,758	\$39,844,720
FY09	\$59,874,418	\$40,097,479
FY10	\$65,222,872	\$38,381,001
FY11	\$56,090,962	\$40,398,054
FY12	\$40,772,216	\$22,565,629
FY13	\$43,204,579	\$26,585,099
FY14	\$59,636,152	\$41,477,222
FY15	\$50,658,340	\$32,082,224

AVG \$54,574,912 \$35,178,929

* Sponsored Programs includes Research, Instruction & Training, and Other Sponsored Activity (i.e. Public Service, Student Services, etc.),

Awards



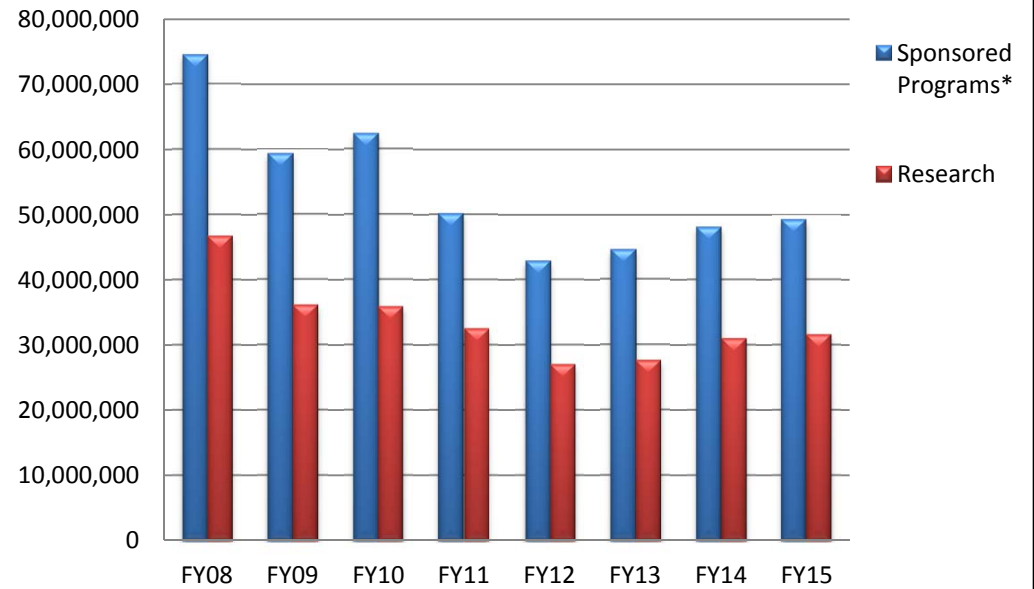
EXPENDITURES

	Sponsored Programs*	Research
FY08	\$74,568,354	\$46,765,293
FY09	\$59,359,059	\$36,156,589
FY10	\$62,414,679	\$35,913,552
FY11	\$50,210,861	\$32,581,329
FY12	\$42,924,520	\$27,072,642
FY13	\$44,593,471	\$27,649,163
FY14	\$48,144,405	\$31,027,377
FY15	\$49,262,898	\$31,641,467

AVG \$53,934,781 \$33,600,927

* Sponsored Programs includes Research, Instruction & Training, and Other Sponsored Activity (i.e. Public Service, Student Services, etc.),

Expenditures



RECOVERED F&A

FY08	\$11,567,364
FY09	\$9,750,247
FY10	\$8,591,916
FY11	\$8,380,196
FY12	\$6,834,837
FY13	\$7,169,914
FY14	\$7,530,989
FY15	\$7,119,519

AVG \$8,368,123

Recovered F&A

