

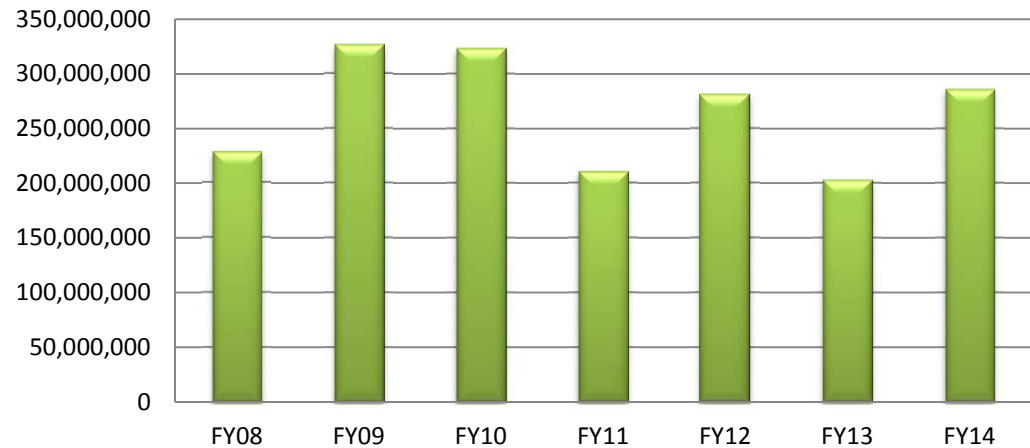
7-Year Summary of Sponsored Program Activity FY08 - FY14

PROPOSALS

FY08	\$228,366,587
FY09	\$326,594,089
FY10	\$323,327,776
FY11	\$210,857,602
FY12	\$281,270,704
FY13	\$203,337,011
FY14	\$286,087,223

AVG \$265,691,570

Proposals



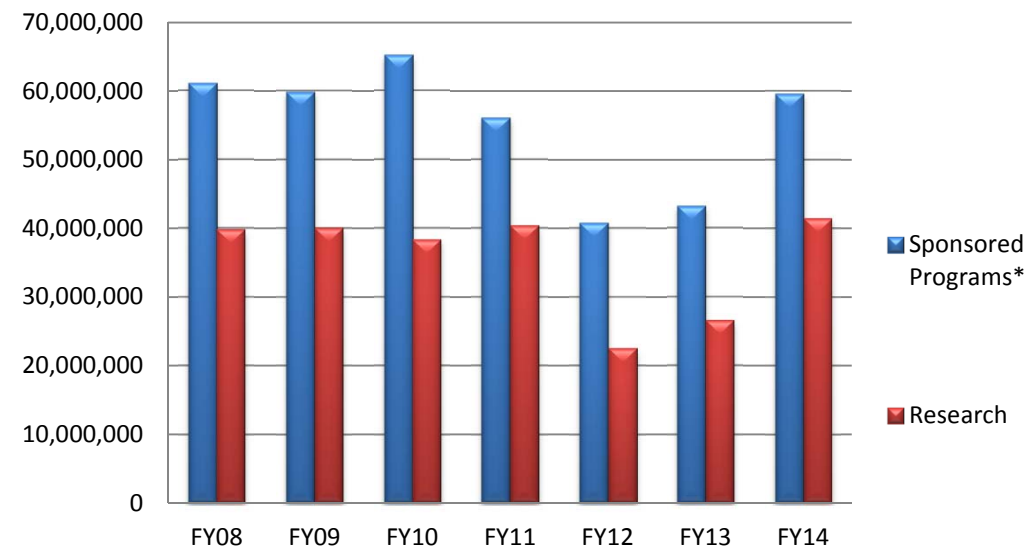
AWARDS

	Sponsored Programs*	Research
FY08	\$61,139,758	\$39,844,720
FY09	\$59,874,418	\$40,097,479
FY10	\$65,222,872	\$38,381,001
FY11	\$56,090,962	\$40,398,054
FY12	\$40,772,216	\$22,565,629
FY13	\$43,204,579	\$26,585,099
FY14	\$59,636,152	\$41,477,222

AVG \$55,134,422 \$35,621,315

* Sponsored Programs includes Research, Instruction & Training, and Other Sponsored Activity (i.e. Public Service, Student Services, etc.), (Beginning in FY08 Financial Aid data was removed from Sponsored Program Reporting)

Awards

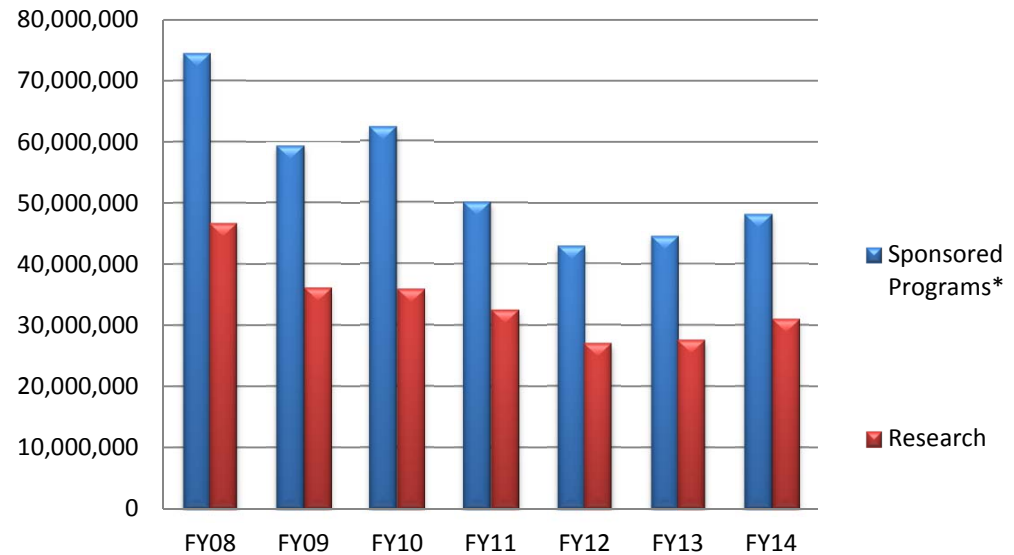


EXPENDITURES

	Sponsored Programs*	Research
FY08	\$74,568,354	\$46,765,293
FY09	\$59,359,059	\$36,156,589
FY10	\$62,414,679	\$35,913,552
FY11	\$50,210,861	\$32,581,329
FY12	\$42,924,520	\$27,072,642
FY13	\$44,593,471	\$27,649,163
FY14	\$48,144,405	\$31,027,377
AVG	\$54,602,193	\$33,880,849

* Sponsored Programs includes Research, Instruction & Training, and Other Sponsored Activity (i.e. Public Service, Student Services, etc.), (Beginning in FY08 Financial Aid data was removed from Sponsored Program Reporting)

Expenditures



RECOVERED F&A

FY08	\$11,567,364
FY09	\$9,750,247
FY10	\$8,591,916
FY11	\$8,380,196
FY12	\$6,834,837
FY13	\$7,169,914
FY14	\$7,530,989
AVG	\$8,546,495

Recovered F&A

