



Legacy High School

2014 College Application Week (CAW) Survey

Findings:

About the Respondents...

- 185 respondents (graduating class of 2015)¹
- 46% male / 54% female
- 36% first generation college student
- 30% Latino/Hispanic 23% Black/African American
- 57% were taking or had taken HONORS classes
- 70% were NOT taking or had NOT taken ADVANCED PLACEMENT classes

College Going Statistics...

- 49% reported 4 year degree is highest degree goal
- 70% reported they had NOT taken a college entrance exam (ACT/SAT) at the time of survey completion
 - Of those respondents, 86% also indicated they planned to take a college entrance exam during their senior year.
- 50% reported "availability of ACADEMIC PROGRAMS that meet my educational goals" was the most influential factor in selecting their top college choice.
- 77% planned to enroll in college after high school
 - (57% planned to attend full time, while 19% planned to attend part time.)
- 73% planned to apply to 2 - 4 COLLEGES/UNIVERSITIES
 - A majority planned to apply for admissions to various State institutions: UNLV (64%), CSN (37%), UNR (55%), NSC (43%), WNC (2%)
 - 67% planned to apply to out of state colleges

Financial Literacy...

- Of respondents who indicated that they would attend college immediately,
 - ... 90% AGREED or STRONGLY AGREED attending college would allow them to get ahead in life and make a lot of money.
 - ... 72% AGREED or STRONGLY AGREED attending college would allow them to help their family financially.
 - ... 38% reported "one of the greatest challenges to achieving my college goals is having to work to pay for my own college education."
 - ... 94% planned to apply for the FAFSA.
 - 66% indicated that they planned to pay for college with FAFSA.

The High School Experience...

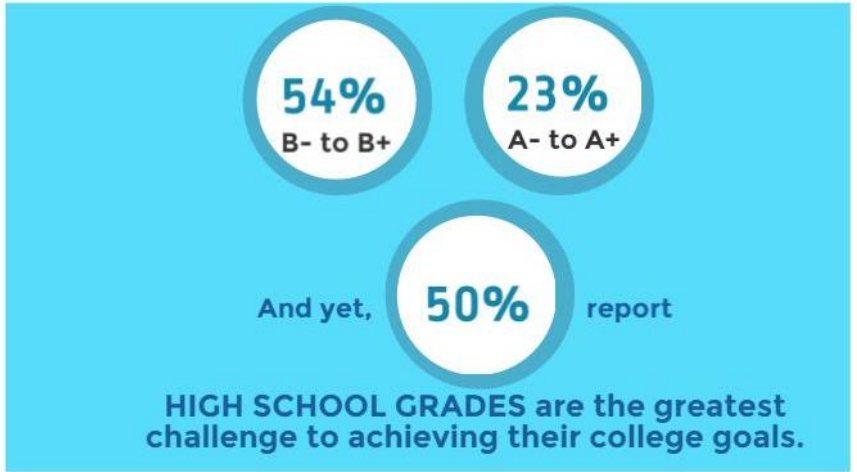
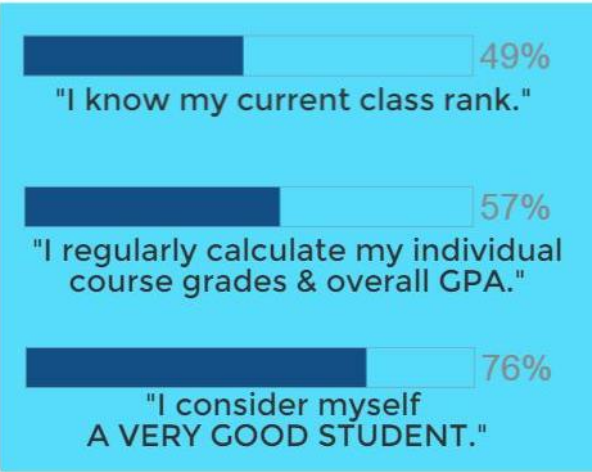
- 57% felt their school had RIGOROUS COURSES that prepared students for college.
- 89% reported TEACHERS encouraged students to attend college.
- 63% reported a COUNSELOR had provided college/career advice.

¹ Respondents completed survey in October 2014, during their senior year of high school. UNLV IRB approval # 1311-4613

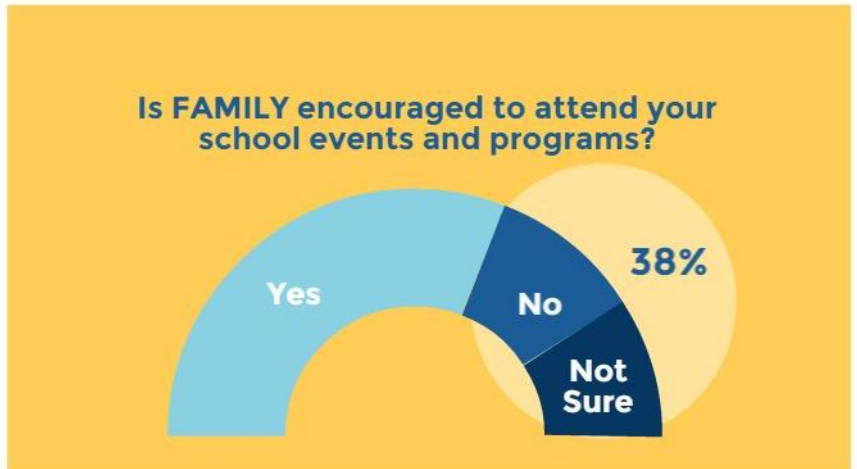
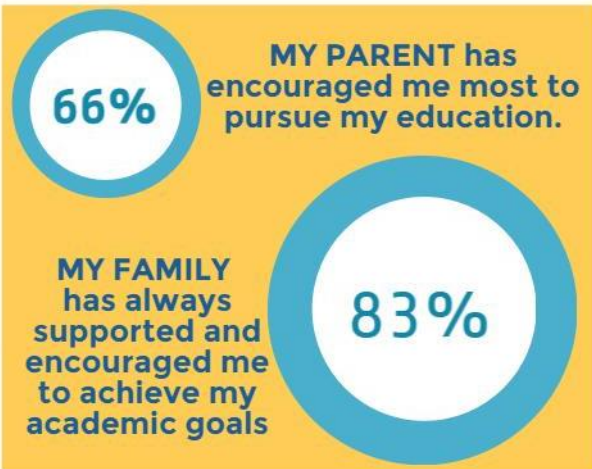
RESULTS BASED ON ALL SURVEY RESPONDENTS (498 CCSD Students)

Overall Findings of the 2014 Survey:

SELF EFFICACY



FAMILY INVOLVEMENT



SCHOOL INVOLVEMENT

