



Eldorado High School

2014 College Application Week (CAW) Survey

Findings:

About the Respondents...

- 68 respondents (graduating class of 2015)¹
- 53% male / 47% female
- 56% first generation college student
- 71% Latino/Hispanic
- 82% were taking or had taken HONORS classes
- 64% were taking or had taken ADVANCED PLACEMENT classes

College Going Statistics...

- 53% reported 4 year degree is highest degree goal
- 91% reported they had NOT taken a college entrance exam (ACT/SAT) at the time of survey completion
 - 91% also indicated they planned to take a college entrance exam during their senior year.
- 77% planned to enroll in college after high school
 - (59% planned to attend full time, while 17% planned to attend part time.)
- 77% plan to apply to 2 - 4 COLLEGES/UNIVERSITIES
 - A majority plan to apply for admissions to various State institutions: UNLV (79%), CSN (57%), UNR (45%), NSC (43%), WNC (4%)

Financial Literacy...

- Of respondents who indicated that they would attend college immediately,
 - ... 38% reported AFFORDABILITY OF A COLLEGE OR UNIVERSITY was the most influential factor in selecting their top college choice.
 - ... 90% AGREED or STRONGLY AGREED attending college would allow them to get ahead in life and make a lot of money.
 - ... 87% AGREED or STRONGLY AGREED attending college would allow them to help their family financially.
 - ... 56% reported "one of the greatest challenges to achieving my college goals is having to work to pay for my own college education."
 - ... 87% planned to apply for the FAFSA.
 - 8% would not apply for the FAFSA because they did not know what it was.

The High School Experience...

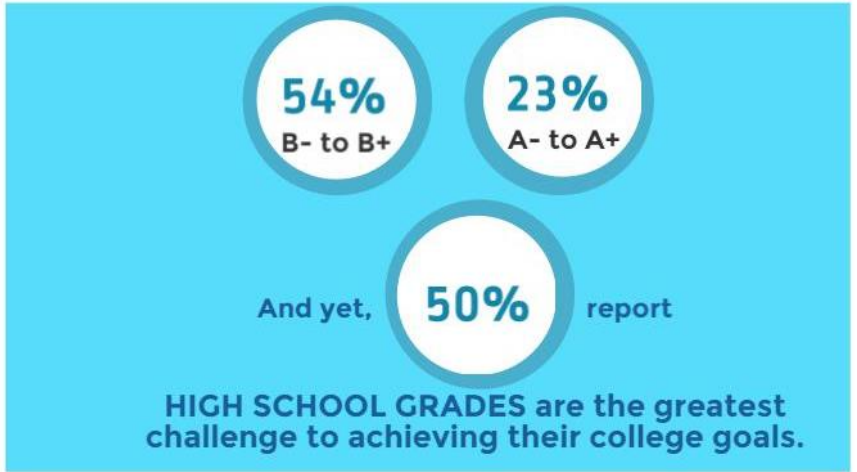
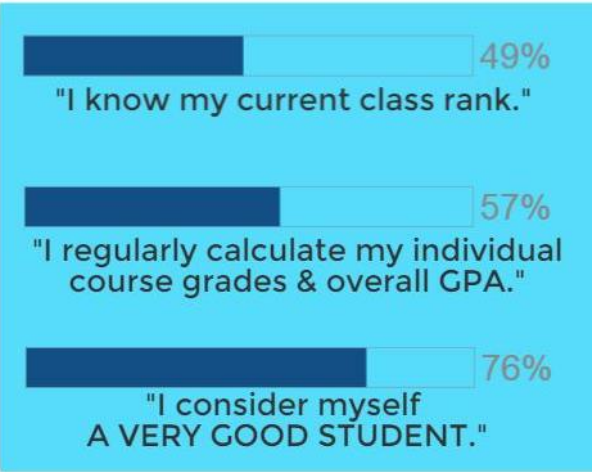
- 40% felt their school had RIGOROUS COURSES that prepared students for college.
- 88% reported TEACHERS encouraged students to attend college.
- 44% reported a COUNSELOR had provided college/career advice.

¹ Respondents completed survey in October 2014, during their senior year of high school. UNLV IRB approval # 1311-4613

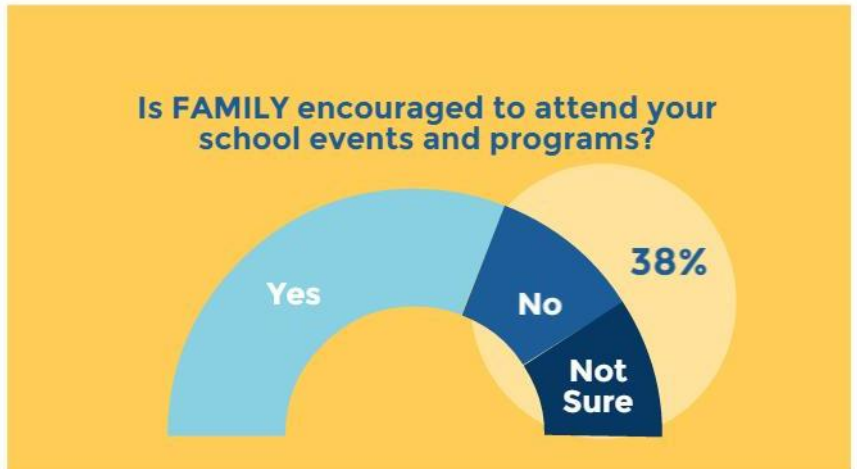
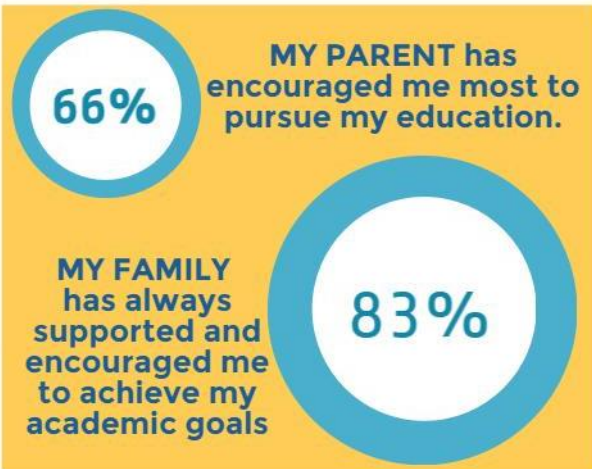
RESULTS BASED ON ALL SURVEY RESPONDENTS (498 CCSD Students)

Overall Findings of the 2014 Survey:

SELF EFFICACY



FAMILY INVOLVEMENT



SCHOOL INVOLVEMENT

