



Clark High School

2014 College Application Week (CAW) Survey

Findings:

About the Respondents...

- 115 respondents (graduating class of 2015)¹
- 40% male / 60% female
- 42% first generation college student
- 43% Latino/Hispanic
- 93% were taking or had taken HONORS classes
- 70% were taking or had taken ADVANCED PLACEMENT classes

College Going Statistics...

- 37% reported a GRADUATE degree (Masters or Ph.D.) as highest degree goal
- 42% reported they had NOT taken a college entrance exam (ACT/SAT) at the time of survey completion
 - Of those respondents, 84% also indicated they planned to take a college entrance exam during their senior year.
- 50% reported "availability of ACADEMIC PROGRAMS that meet my educational goals" was the most influential factor in selecting their top college choice.
- 93% planned to enroll in college after high school
 - (68% planned to attend full time, while 25% planned to attend part time)
- 57% planned to apply to 2 - 4 COLLEGES/UNIVERSITIES
 - A majority planned to apply for admissions to various State institutions: UNLV (73%), CSN (40%), UNR (54%), NSC (17%), WNC (2%)
 - 56% planned to apply to out of state colleges

Financial Literacy...

- Of respondents who indicated that they would attend college immediately,
 - ... 93% AGREED or STRONGLY AGREED attending college would allow them to get ahead in life and make a lot of money.
 - ... 80% AGREED or STRONGLY AGREED attending college would allow them to help their family financially.
 - ... 42% reported "one of the greatest challenges to achieving my college goals is having to work to pay for my own college education."
 - ... 90% planned to apply for the FAFSA.
 - 78% indicated that they planned to pay for college with FAFSA.

The High School Experience...

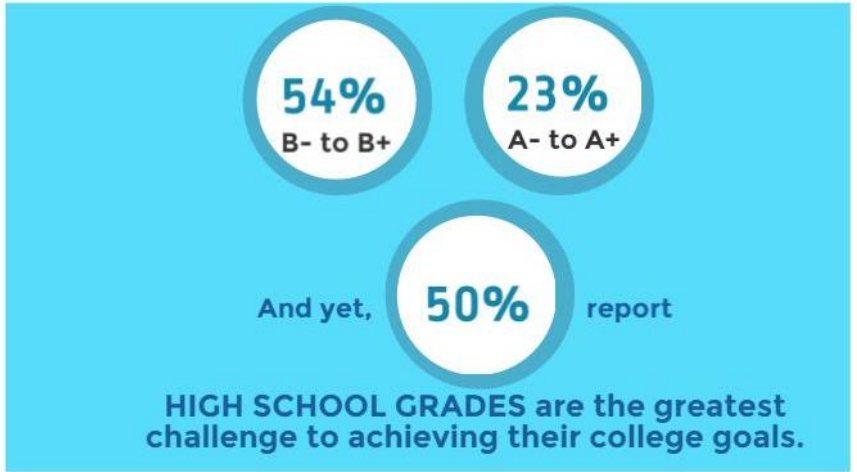
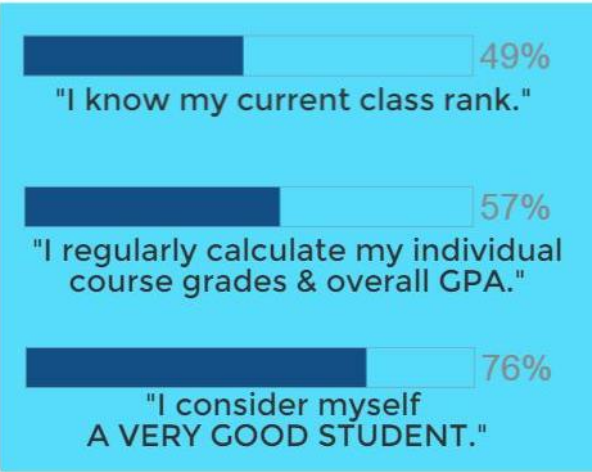
- 77% felt their school had RIGOROUS COURSES that prepared students for college.
- 95% reported TEACHERS encouraged students to attend college.
- 62% reported a COUNSELOR had provided college/career advice.

¹ Respondents completed survey in October 2014, during their senior year of high school. UNLV IRB approval # 1311-4613

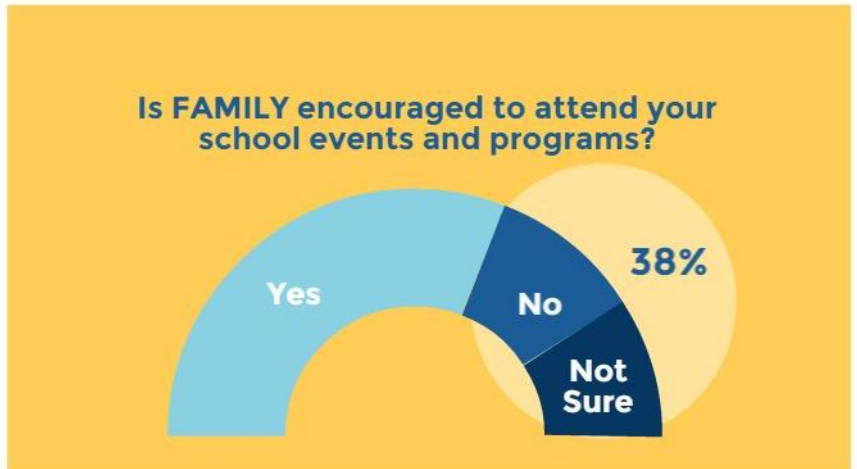
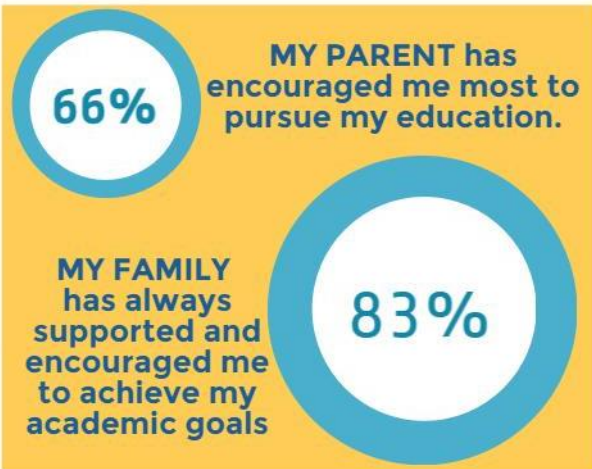
RESULTS BASED ON ALL SURVEY RESPONDENTS (498 CCSD Students)

Overall Findings of the 2014 Survey:

SELF EFFICACY



FAMILY INVOLVEMENT



SCHOOL INVOLVEMENT

