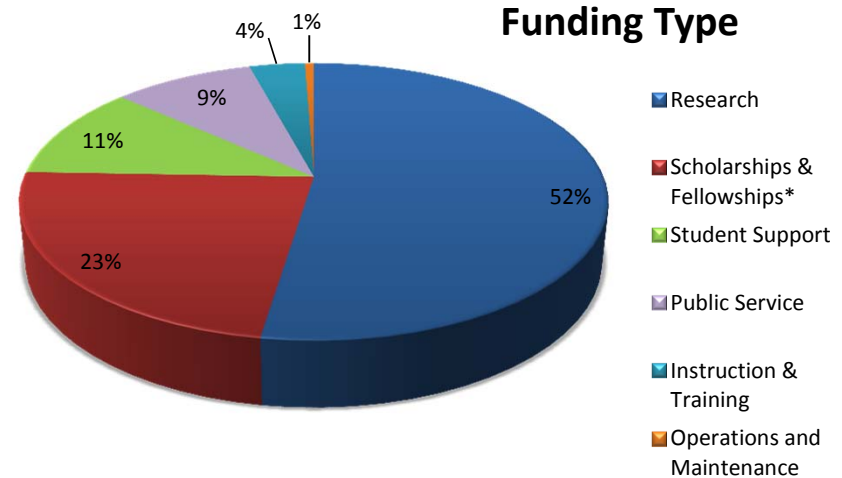
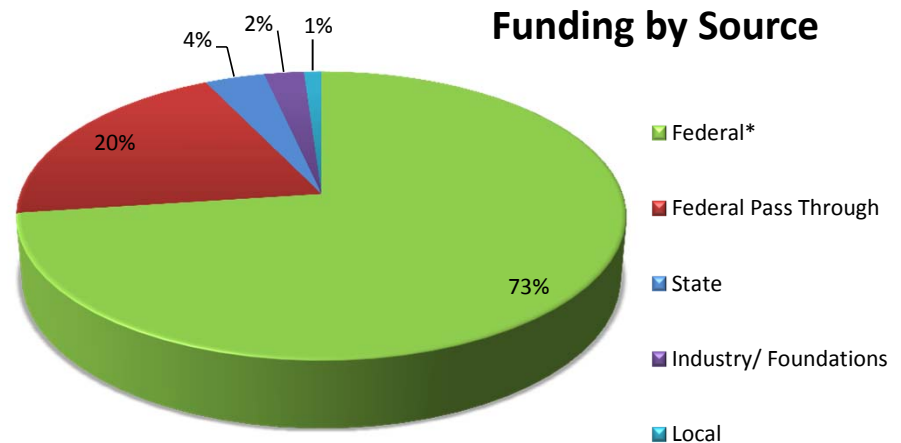


UNLV Award Data for FY 2009 (7/1/08 - 6/30/09)

FUNDING TYPE	Awards	Amount
Research	348	\$40,097,479
Scholarships & Fellowships*	13	\$17,686,531
Student Support	18	\$8,447,328
Public Service	61	\$7,013,569
Instruction & Training	18	\$2,763,962
Operations and Maintenance	1	\$450,000
Total	459	\$76,458,869

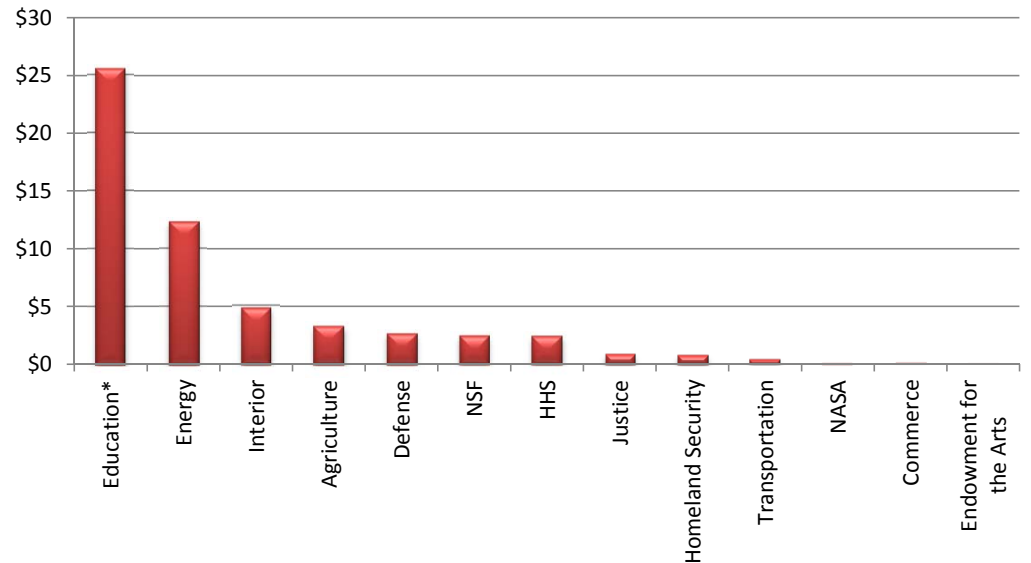


SOURCES OF FUNDING	Awards	Amount
Federal*	148	\$55,744,946
Federal Pass Through	176	\$15,208,194
State	69	\$2,815,388
Industry/ Foundations	45	\$1,862,733
Local	21	\$827,608
Total	459	\$76,458,869



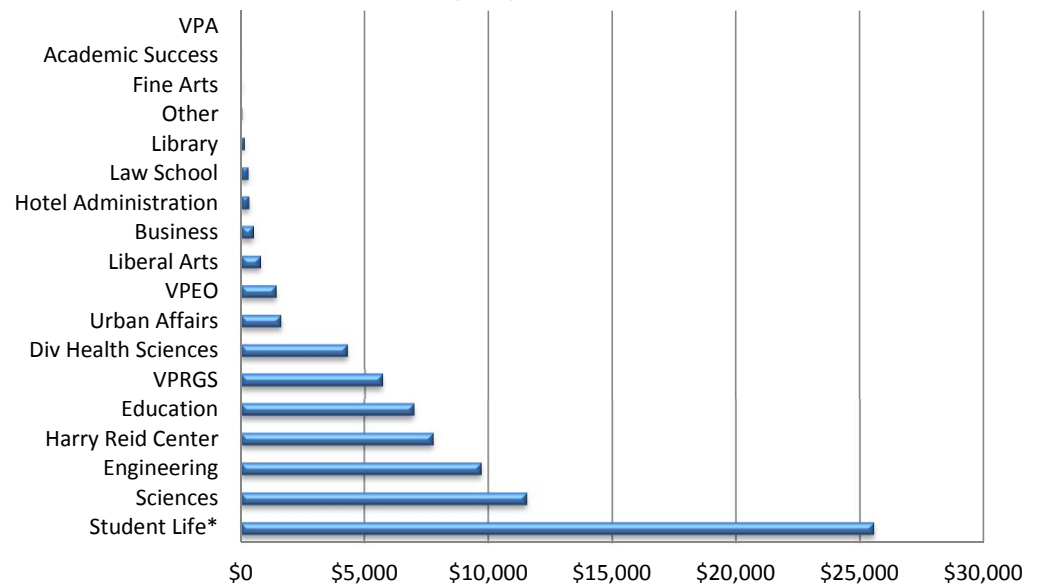
FEDERAL AGENCY	Awards	Amount
Education*	22	\$25,566,708
Energy	45	\$12,331,254
Interior	18	\$4,836,183
Agriculture	4	\$3,294,206
Defense	9	\$2,658,264
NSF	28	\$2,422,384
HHS	11	\$2,395,202
Justice	4	\$865,952
Homeland Security	2	\$781,800
Transportation	2	\$408,300
NASA	1	\$111,130
Commerce	1	\$63,563
Endowment for the Arts	1	\$10,000
Environmental Protection	0	\$0
Total	148	\$55,744,946

Funding by Federal Agency (In Millions)



FUNDING BY COLLEGE/UNIT	Awards	Amount
Student Life*	25	\$25,552,762
Sciences	128	\$11,532,593
Engineering	86	\$9,692,235
Harry Reid Center	40	\$7,749,681
Education	36	\$6,981,933
VPRGS	20	\$5,680,908
Div Health Sciences	51	\$4,268,580
Urban Affairs	30	\$1,604,933
VPEO	7	\$1,410,000
Liberal Arts	13	\$785,433
Business	10	\$499,283
Hotel Administration	4	\$274,848
Law School	1	\$254,889
Library	2	\$119,074
Other	1	\$30,000
Fine Arts	2	\$14,466
Academic Success	2	\$5,251
VPA	1	\$2,000
Total	459	\$76,458,869

Funding By Unit (In Thousands)



*contains 3 awards for \$16,584,451 in Student Financial Assistance